

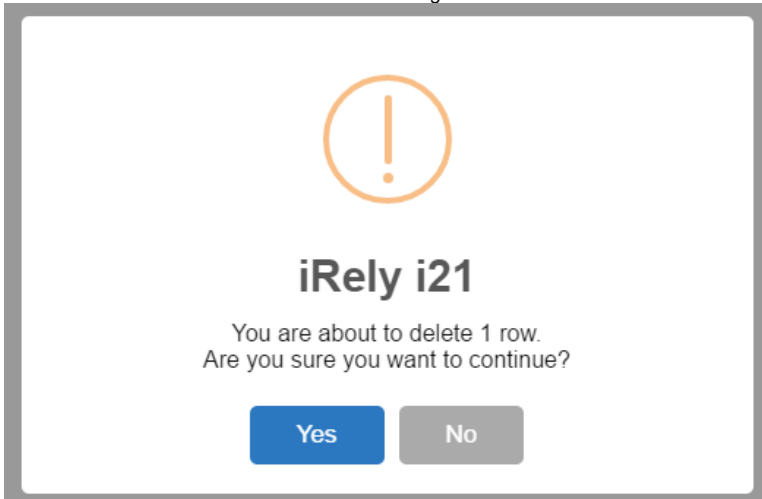
# How to Delete an Entity Farm

From Entity record | Farm tab | Remove button:

1. Open an existing entity record from any entities.
2. Navigate to **Farm tab**.
3. In the grid area, select the farm you wish to delete, and then click the **Remove button**.

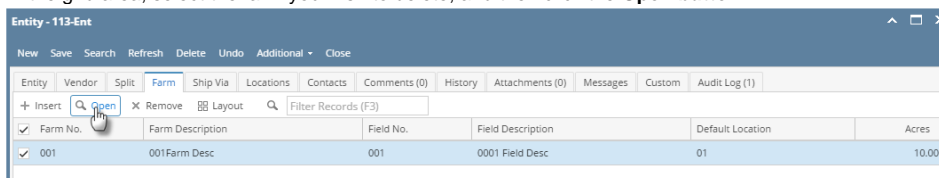


4. Click the **Yes button** on the confirmation message.

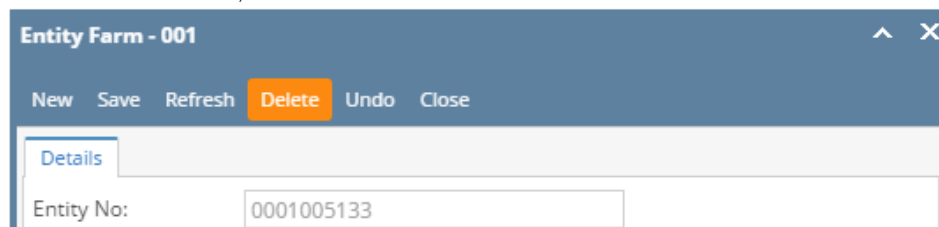


From Entity Farm | Delete button:

1. Open an existing entity record from any entities.
2. Navigate to **Farm tab**.
3. In the grid area, select the farm you wish to delete, and then click the **Open button**.



4. On Customer Farm screen, click the **Delete toolbar button**.



5. Select **Yes** button on the confirmation message.

