






How to Manually Correct a Burn Rate

At times a Burn Rate may not adjust up or down as quickly as required. In those circumstances you may want to adjust the burn rate to be closer to calculated burn rate.

1. [Open a Consumption Sites record](#) for the customer record you wish to correct.
2. Adjust the Current Burn Rate to the newly desired value.
3. Calculate and update the following fields:
 - a. **New Degree Day Between Deliveries** = **New Burn Rate** * (Last Gallons in Tank - Reserve)

Degree Day Information			
Fill Method:	Schedule Delive  	Fill Group:	 
DD Between Delivery:	4451.93104	Next Julian Delivery:	
Summer Daily Rate:	0.000000	Winter Daily Rate:	0.220000
Burn Rate:	11.129827	Previous Burn Rate:	11.715608
Prompt for % Full:	<input checked="" type="checkbox"/>	Adjust Burn Rate:	<input checked="" type="checkbox"/>

- b. **New Next Degree Day** = **New Degree Day Between Deliveries** + Degree Day on Last Delivery

Delivery Details	
Last Delivery:	11/24/2014 
Last Delivery Degree Day:	1784
Last Delivered Gallons:	253.500000
Next Delivery Degree Day:	6236
Estimated Gallons Left:	363.868267
Estimated Percent Left:	72.773653%

4. **Save** the changes.