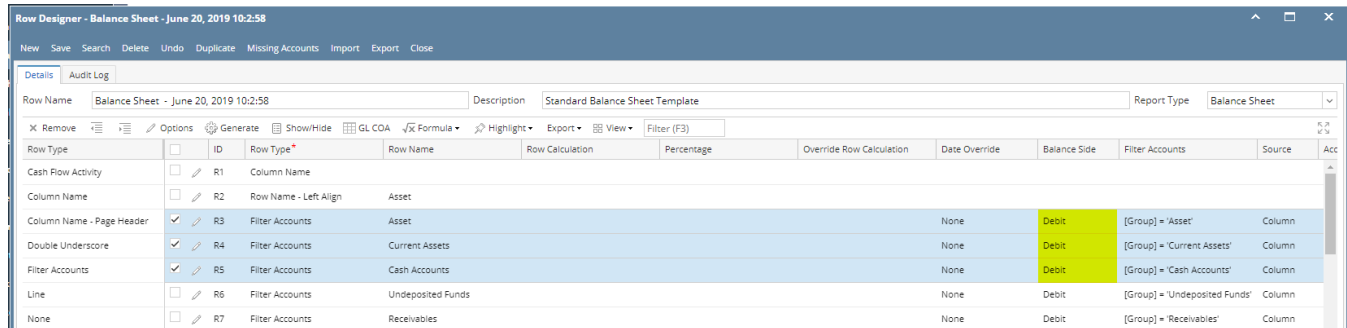


# How to Set Balance Side to multiple rows

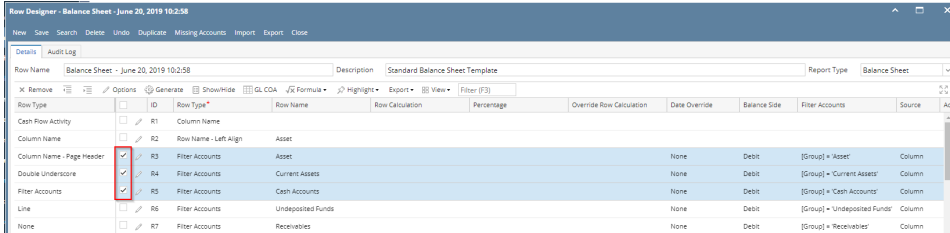
There are two ways on how to set Balance Side to multiple rows.

## From the Row Options screen

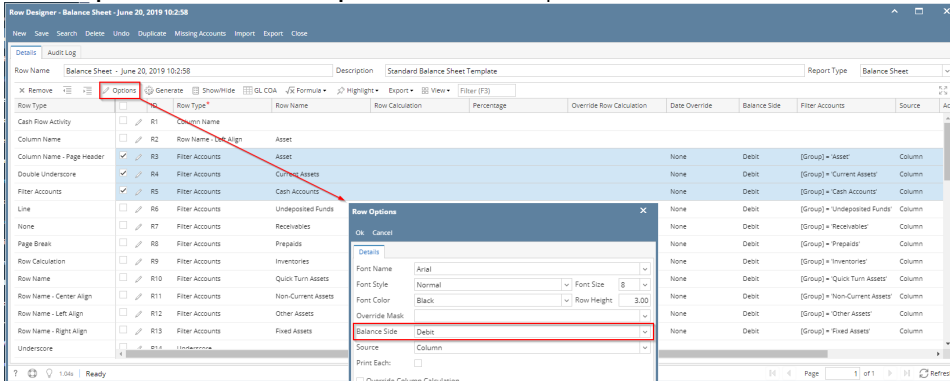
Say you want to set these rows to have **Credit** in the **Balance Side** field. To do this follow the steps below.



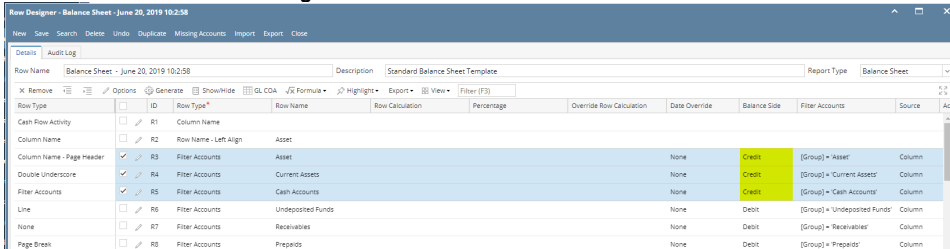
### 1. Select row/s.



### 2. Click on Options button. The Row Options screen will be opened. In the Balance Side field select Credit then click Ok.



### 3. You will be back to the Row Designer screen. Now selected rows will have Credit in the Balance Side field.



## From the grid

Say you want to set these rows to have **Debit** in the **Balance Side** field. To do this follow the steps below.

Row Designer - Balance Sheet - June 20, 2019 10:2:58

New Save Search Delete Undo Duplicate Missing Accounts Import Export Close

Details Audit Log

Row Name: Balance Sheet - June 20, 2019 10:2:58 Description: Standard Balance Sheet Template Report Type: Balance Sheet

X Remove Options Generate Show/Hide GL COA Formula Highlight Export View Filter (F3)

Row Type	ID	Row Type*	Row Name	Row Calculation	Percentage	Override Row Calculation	Date Override	Balance Side	Filter Accounts	Source	Acc
Cash Flow Activity	R1	Column Name									
Column Name	R2	Row Name - Left Align	Asset								
Column Name - Page Header	R3	Filter Accounts	Asset					Credit	[Group] = 'Asset'	Column	
Double Underscore	R4	Filter Accounts	Current Assets					Credit	[Group] = 'Current Assets'	Column	
Filter Accounts	R5	Filter Accounts	Cash Accounts					Credit	[Group] = 'Cash Accounts'	Column	
Line	R6	Filter Accounts	Undeposited Funds					Debit	[Group] = 'Undeposited Funds'	Column	
None	R7	Filter Accounts	Receivables					Debit	[Group] = 'Receivables'	Column	
Page Break	R8	Filter Accounts	Prepays					Debit	[Group] = 'Prepays'	Column	

1. Select row/s. Hold **Ctrl** key while clicking on the **Balance Side** dropdown button of the first selected row.
2. Select **Debit**. Immediately the selected row/s will be updated with **Debit** balance side.

### From the Row Options screen

Say you want to set these rows to have **Credit** in the **Balance Side** field. To do this follow the steps below.

Row Designer - Trial Balance Detail - October 12, 2018 17:40:13

New Save Search Delete Undo Duplicate Missing Accounts Import Export Close

Details Audit Log

Row Name: Trial Balance Detail - October 12, 2018 17:40:13 Description: Trial Balance Detail Template Report Type: Trial Balance

X Remove Options Generate Show/Hide GL COA Formula Highlight Export View Filter (F3)

Row Type	ID	Row Type*	Row Name	Row Calculation	Percentage	Override Row Calculation	Date Override	Balance Side	Filter Accounts	Source	Account Type	Print Each	Hidden
Cash Flow Activity	R1	Column Name - Page Header											
Column Name	R2	Filter Accounts	Asset					Debit	[Type] = 'Asset'	Column	BS		
Column Name - Page Header	R3	Filter Accounts	Liability					Debit	[Type] = 'Liability'	Column	BS		
Double Underscore	R4	Filter Accounts	Equity					Debit	[Type] = 'Equity'	Column	RE		
Filter Accounts	R5	Filter Accounts	Revenue					Debit	[Type] = 'Revenue'	Column	IS		
Line	R6	Filter Accounts	Expense					Debit	[Type] = 'Expense'	Column	IS		
None	R7	Underscore											
Page Break	R8	Row Calculation	Total:	SUM(R2-R6)									

1. Select row/s.

Row Designer - Trial Balance Detail - October 12, 2018 17:40:13

New Save Search Delete Undo Duplicate Missing Accounts Import Export Close

Details Audit Log

Row Name: Trial Balance Detail - October 12, 2018 17:40:13 Description: Trial Balance Detail Template Report Type: Trial Balance

X Remove Options Generate Show/Hide GL COA Formula Highlight Export View Filter (F3)

Row Type	ID	Row Type*	Row Name	Row Calculation	Percentage	Override Row Calculation	Date Override	Balance Side	Filter Accounts	Source	Account Type	Print Each	Hidden
Cash Flow Activity	R1	Column Name - Page Header											
Column Name	R2	Filter Accounts	Asset					Debit	[Type] = 'Asset'	Column	BS		
Column Name - Page Header	R3	Filter Accounts	Liability					Debit	[Type] = 'Liability'	Column	BS		
Double Underscore	R4	Filter Accounts	Equity					Debit	[Type] = 'Equity'	Column	RE		
Filter Accounts	R5	Filter Accounts	Revenue					Debit	[Type] = 'Revenue'	Column	IS		
Line	R6	Filter Accounts	Expense					Debit	[Type] = 'Expense'	Column	IS		
None	R7	Underscore											
Page Break	R8	Row Calculation	Total:	SUM(R2-R6)									

2. Click on **Options** button. The **Row Options** screen will be opened. In the **Balance Side** field select **Credit** then click **Ok**.

Row Designer - Trial Balance Detail - October 12, 2018 17:40:13

New Save Search Delete Undo Duplicate Missing Accounts Import Export Close

Details Audit Log

Row Name: Trial Balance Detail - October 12, 2018 17:40:13 Description: Trial Balance Detail Template Report Type: Trial Balance

X Remove Options Generate Show/Hide GL COA Formula Highlight Export View Filter (F3)

Row Type	ID	Row Type*	Row Name	Row Calculation	Percentage	Override Row Calculation	Date Override	Balance Side	Filter Accounts	Source	Account Type	Print Each	Hidden
Cash Flow Activity	R1	Column Name - Page Header											
Column Name	R2	Filter Accounts	Asset					Debit	[Type] = 'Asset'	Column	BS		
Column Name - Page Header	R3	Filter Accounts	Liability					Debit	[Type] = 'Liability'	Column	BS		
Double Underscore	R4	Filter Accounts	Equity					Debit	[Type] = 'Equity'	Column	RE		
Filter Accounts	R5	Filter Accounts	Revenue					Debit	[Type] = 'Revenue'	Column	IS		
Line	R6	Filter Accounts	Expense					Debit	[Type] = 'Expense'	Column	IS		
None	R7	Underscore											
Page Break	R8	Row Calculation	Total:	SUM(R2-R6)									
Row Calculation	R9	Double Underscore											
Row Name - Center Align	R10	Filter Accounts	40000-0000-001 - Sales-Hwy					Credit	[Type] = '40000-0000-001'	Units	IS		
Row Name - Left Align	R11	Filter Accounts	40000-0000-002 - Sales-Hwy					Credit	[Type] = '40000-0000-002'	Units	IS		
Row Name - Right Align	R12	Filter Accounts	40000-0000-003 - Sales-Hwy					Credit	[Type] = '40000-0000-003'	Units	IS		
Underscore	R13	Filter Accounts	40000-0000-004 - Sales-Hwy					Credit	[Type] = '40000-0000-004'	Units	IS		
	R14	Filter Accounts	40000-0000-005 - Sales-Hwy					Credit	[Type] = '40000-0000-005'	Units	IS		
	R15	Filter Accounts	40000-0000-006 - Sales-Hwy					Credit	[Type] = '40000-0000-006'	Units	IS		
	R16	Filter Accounts	40000-0000-007 - Sales-Hwy					Credit	[Type] = '40000-0000-007'	Units	IS		
	R17	Filter Accounts	40000-0000-008 - Sales-Hwy					Credit	[Type] = '40000-0000-008'	Units	IS		

**3. You will be back to the Row Designer screen.** Now selected rows will have Credit in the **Balance Side** field.

Row Designer - Trial Balance Detail - October 12, 2018 17:40:13

New View Search Delete Undo Duplicate Missing Accounts Import Export Close

Details Audit Log

Row Name: Trial Balance Detail - October 12, 2018 17:40:13 Description: Trial Balance Detail Template Report Type: Trial Balance

X: Remove Options Generate Showhide GL COA Formula Highlight Export Filter (F3)

Row Type	ID	Row Type*	Row Name	Row Calculation	Percentage	Override Row Calculation	Date Override	Balance Side	Filter Accounts	Source	Account Type	Print Each	Hidden
Cash Row Activity	B1	Column Name - Page Header											
Column Name	B2	Filter Accounts	Asset				None	Credit	[Type] = 'Asset'	Column	B5	<input checked="" type="checkbox"/>	<input type="checkbox"/>
Column Name - Page Header	B3	Filter Accounts	Liability				None	Credit	[Type] = 'Liability'	Column	B5	<input checked="" type="checkbox"/>	<input type="checkbox"/>
Double Underscore	B4	Filter Accounts	Equity				None	Credit	[Type] = 'Equity'	Column	RE	<input checked="" type="checkbox"/>	<input type="checkbox"/>
Filter Accounts	B5	Filter Accounts	Revenue				None	Credit	[Type] = 'Revenue'	Column	IS	<input checked="" type="checkbox"/>	<input type="checkbox"/>
Line	B6	Filter Accounts	Expense				None	Credit	[Type] = 'Expense'	Column	IS	<input checked="" type="checkbox"/>	<input type="checkbox"/>
None	B7	Underscore										<input type="checkbox"/>	<input type="checkbox"/>
Page Break	B8	Row Calculation	Total:				SUM(R2:B6)					<input type="checkbox"/>	<input type="checkbox"/>

### From the grid

Say you want to set these rows to have **Debit** in the **Balance Side** field. To do this follow the steps below.

Row Designer - Trial Balance Detail - October 12, 2018 17:40:13

NewSaveSearchDeleteUndoDuplicateMissing AccountsImportExportClose

DetailsAudit Log

Row NameTrial Balance Detail - October 12, 2018 17:40:13DescriptionTrial Balance Detail TemplateReport TypeTrial Balance

X RemoveOptionsGenerateShow/HideGL COAFormulaHighlightExportViewFilter (F3)

Row TypeIDRow Type\*Row NameRow CalculationPercentageOverride Row CalculationDate OverrideBalance SideFilter AccountsSourceAccount TypePrint EachHidden

Cash Flow Activity	<input type="checkbox"/>	R1	Column Name - Page Header									<input type="checkbox"/>	<input type="checkbox"/>
Column Name	<input checked="" type="checkbox"/>	R2	Filter Accounts	Asset		None	Credit	[Type] = 'Asset'	Column	BS	<input checked="" type="checkbox"/>	<input type="checkbox"/>	
Column Name - Page Header	<input checked="" type="checkbox"/>	R3	Filter Accounts	Liability		None	Credit	[Type] = 'Liability'	Column	BS	<input checked="" type="checkbox"/>	<input type="checkbox"/>	
Double Underscore	<input checked="" type="checkbox"/>	R4	Filter Accounts	Equity		None	Credit	[Type] = 'Equity'	Column	RE	<input checked="" type="checkbox"/>	<input type="checkbox"/>	
Filter Accounts	<input checked="" type="checkbox"/>	R5	Filter Accounts	Revenue		None	Credit	[Type] = 'Revenue'	Column	IS	<input checked="" type="checkbox"/>	<input type="checkbox"/>	
Line	<input checked="" type="checkbox"/>	R6	Filter Accounts	Expense		None	Credit	[Type] = 'Expense'	Column	IS	<input checked="" type="checkbox"/>	<input type="checkbox"/>	
None	<input type="checkbox"/>	R7	Underscore								<input type="checkbox"/>	<input type="checkbox"/>	
Page Break	<input type="checkbox"/>	R8	Row Calculation	Total :	SUM(R2-R6)						<input type="checkbox"/>	<input type="checkbox"/>	

1. Select row/s. Hold **Ctrl** key while clicking on the **Balance Side dropdown button** of the first selected row.
2. Select **Debit**. Immediately the selected row/s will be updated with **Debit** balance side.

There are two ways on how to set Balance Side to multiple rows.

### From the Row Options screen

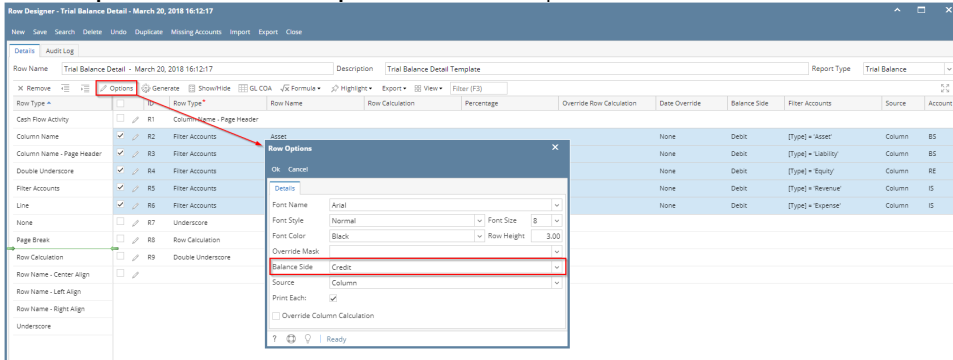
Say you want to set these rows to have **Credit** in the **Balance Side** field. To do this follow the steps below.

[illegible]

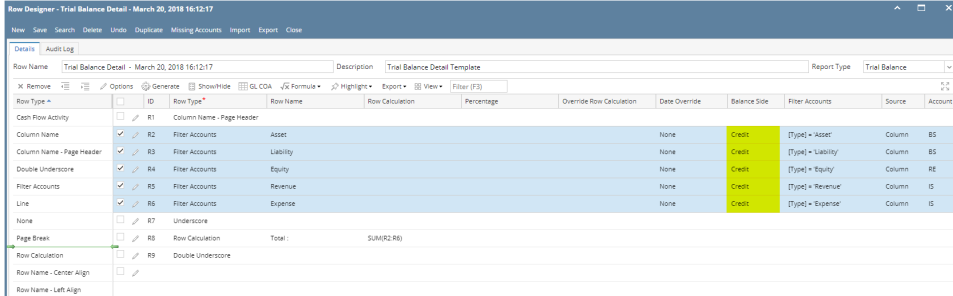
1. Select row/s.

[illegible]

- Click on **Options** button. The **Row Options** screen will be opened. In the **Balance Side** field select **Credit** then click **Ok**.

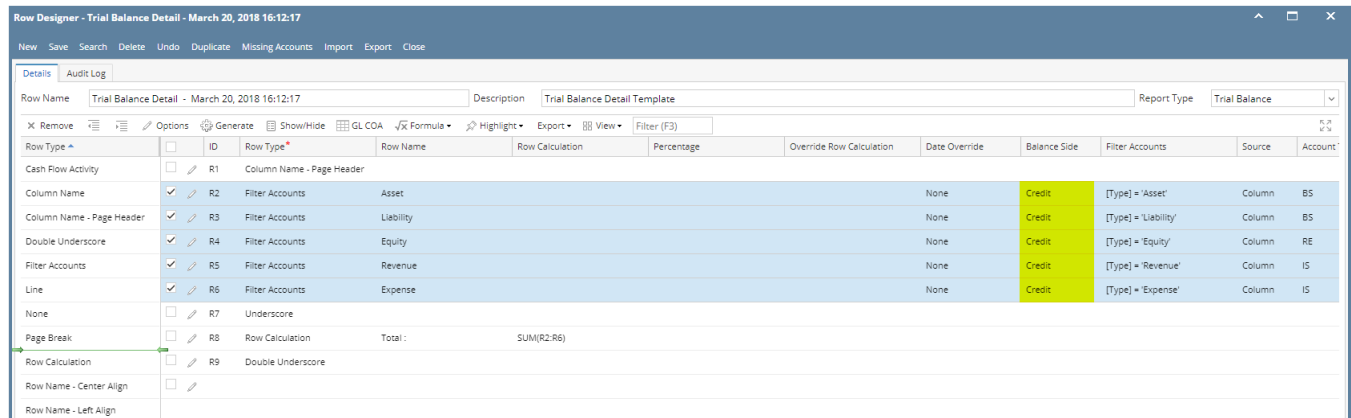


- You will be back to the **Row Designer** screen. Now selected rows will have **Credit** in the **Balance Side** field.

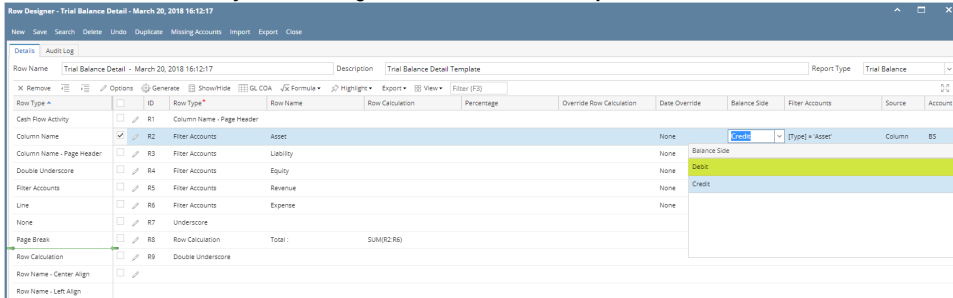


From the grid

Say you want to set these rows to have **Debit** in the **Balance Side** field. To do this follow the steps below.



- Select row/s. Hold **Ctrl** key while clicking on the **Balance Side** dropdown button of the first selected row.



2. Select **Debit**. Immediately the selected row/s will be updated with **Debit** balance side.

Row Designer - Trial Balance Detail - January 18, 2016 16:54:25

New Save Search Delete Undo Duplicate Verify Accounts Close

Details Audit Log (0)

Row Name: Trial Balance Detail - January 18, 2016 16:54:25 Description: Trial Balance Detail Template

X Remove Options Generate Show/Hide GL COA Formula Highlight Layout Filter Records (F3)

Row Type	ID	Row Type	Row Name	Row Calculation	Balance Side	Filter Accounts	Source	Account Type	Print Each	Hidden
Cash Flow Activity	R1	Column Name								
Column Name	R2	Filter Accounts	10000-1000 - Ch...		Debit	[ID] = '10000-10...	Column	BS		
Column Name Page Header	R3	Filter Accounts	10000-2000 - Ch...		Debit	[ID] = '10000-20...	Column	BS		
Double Underscore	R4	Filter Accounts	11000-1000 - Ca...		Debit	[ID] = '11000-10...	Column	BS		
Filter Accounts	R5	Filter Accounts	11000-2000 - Ca...		Debit	[ID] = '11000-20...	Column	BS		
Line	R6	Filter Accounts	12000-1000 - Ac...		Debit	[ID] = '12000-10...	Column	BS		
None	R7	Filter Accounts	12000-2000 - Ac...		Debit	[ID] = '12000-20...	Column	BS		

There are two ways on how to set Balance Side to multiple rows.

### From the Row Options screen

Say you want to set these rows to have **Credit** in the **Balance Side** field. To do this follow the steps below.

Row Designer - Trial Balance Detail - January 18, 2016 16:54:25

New Save Search Delete Undo Duplicate Verify Accounts Close

Details Audit Log (0)

Row Name: Trial Balance Detail - January 18, 2016 16:54:25 Description: Trial Balance Detail Template

X Remove Options Generate Show/Hide GL COA Formula Highlight Layout Filter Records (F3)

Row Type	ID	Row Type	Row Name	Row Calculation	Balance Side	Filter Accounts	Source	Account Type	Print Each	Hidden
Cash Flow Activity	R1	Column Name								
Column Name	R2	Filter Accounts	10000-1000 - Ch...		Credit	[ID] = '10000-10...	Column	BS		
Column Name Page Header	R3	Filter Accounts	10000-2000 - Ch...		Credit	[ID] = '10000-20...	Column	BS		
Double Underscore	R4	Filter Accounts	11000-1000 - Ca...		Credit	[ID] = '11000-10...	Column	BS		
Filter Accounts	R5	Filter Accounts	11000-2000 - Ca...		Credit	[ID] = '11000-20...	Column	BS		
Line	R6	Filter Accounts	12000-1000 - Ac...		Debit	[ID] = '12000-10...	Column	BS		

1. Select row/s.

Row Designer - Trial Balance Detail - January 18, 2016 16:54:25

New Save Search Delete Undo Duplicate Verify Accounts Close

Details Audit Log (0)

Row Name: Trial Balance Detail - January 18, 2016 16:54:25 Description: Trial Balance Detail Template

X Remove Options Generate Show/Hide GL COA Formula Highlight Layout Filter Records (F3)

Row Type	ID	Row Type	Row Name	Row Calculation	Balance Side	Filter Accounts	Source	Account Type	Print Each	Hidden
Cash Flow Activity	R1	Column Name								
Column Name	R2	Filter Accounts	10000-1000 - Ch...		Debit	[ID] = '10000-10...	Column	BS		
Column Name Page Header	R3	Filter Accounts	10000-2000 - Ch...		Debit	[ID] = '10000-20...	Column	BS		
Double Underscore	R4	Filter Accounts	11000-1000 - Ca...		Debit	[ID] = '11000-10...	Column	BS		
Filter Accounts	R5	Filter Accounts	11000-2000 - Ca...		Debit	[ID] = '11000-20...	Column	BS		
Line	R6	Filter Accounts	12000-1000 - Ac...		Debit	[ID] = '12000-10...	Column	BS		

2. Click on **Options** button. The **Row Options** screen will be opened. In the **Balance Side** field select **Credit** then click **Ok**.

Row Designer - Trial Balance Detail - January 18, 2016 16:54:25

New Save Search Delete Undo Duplicate Verify Accounts Close

Details Audit Log (0)

Row Name: Trial Balance Detail - January 18, 2016 16:54:25 Description: Trial Balance Detail Template

X Remove Options Generate Show/Hide GL COA Formula Highlight Layout Filter Records (F3)

Row Type	ID	Row Type	Row Name	Row Calculation	Balance Side	Filter Accounts	Source	Account Type	Print Each	Hidden
Cash Flow Activity	R1	Column Name								
Column Name	R2	Filter Accounts	10000-1000 - Ch...		Debit	[ID] = '10000-10...	Units	BS		
Column Name Page Header	R3	Filter Accounts	10000-2000 - Ch...		Debit	[ID] = '10000-20...	Units	BS		
Double Underscore	R4	Filter Accounts	11000-1000 - Ca...		Debit	[ID] = '11000-10...	Units	BS		
Filter Accounts	R5	Filter Accounts	11000-2000 - Ca...		Debit	[ID] = '11000-20...	Units	BS		
Line	R6	Filter Accounts	12000-1000 - Ac...		Debit	[ID] = '12000-10...	Column	BS		
None	R7					[ID] = '12000-20...	Column	BS		
Page Break	R8					[ID] = '12300-10...	Column	BS		
Percentage	R9					[ID] = '12300-20...	Column	BS		
Row Calculation	R10					[ID] = '12500-10...	Column	BS		
Row Name - Center Align	R11					[ID] = '12500-20...	Column	BS		
Row Name - Left Align	R12					[ID] = '12700-10...	Column	BS		
Row Name - Right Align	R13					[ID] = '12700-20...	Column	BS		
Underscore	R14					[ID] = '16000-10...	Column	BS		
	R15					[ID] = '16000-20...	Column	BS		
	R16					[ID] = '16001-10...	Column	BS		
	R17					[ID] = '16001-20...	Column	BS		
	R18					[ID] = '16002-10...	Column	BS		
	R19					[ID] = '16002-20...	Column	BS		

**Row Options**

Ok Cancel

Details

Font Name: Arial Font Size: 8

Font Style: Normal Font Color: Black Row Height: 3.00

Override Mask:

Balance Side: Credit

Source:

3. You will be back to the **Row Designer** screen. Now selected rows will have **Credit** in the **Balance Side** field.

Row Designer - Trial Balance Detail - January 18, 2016 16:54:25										
New Save Search Delete Undo Duplicate Verify Accounts Close										
Details Audit Log (0)										
Row Name: Trial Balance Detail - January 18, 2016 16:54:25 Description: Trial Balance Detail Template										
<div> <span>Remove</span> <span>Options</span> <span>Generate</span> <span>Show/Hide</span> <span>GL COA</span> <span>Formula</span> <span>Highlight</span> <span>Layout</span> <span>Filter Records (F3)</span> </div>										
Row Type	ID	Row Type	Row Name	Row Calculation	Balance Side	Filter Accounts	Source	Account Type	Print Each	Hidden
Cash Flow Activity	<input type="checkbox"/>	R1	Column Name						<input type="checkbox"/>	<input type="checkbox"/>
Column Name	<input checked="" type="checkbox"/>	R2	Filter Accounts	10000-1000 - Ch...	Credit	[ID] = '10000-10...	Units	BS	<input type="checkbox"/>	<input type="checkbox"/>
Column Name Page Header	<input checked="" type="checkbox"/>	R3	Filter Accounts	10000-2000 - Ch...	Credit	[ID] = '10000-20...	Units	BS	<input type="checkbox"/>	<input type="checkbox"/>
Double Underscore	<input checked="" type="checkbox"/>	R4	Filter Accounts	11000-1000 - Ca...	Credit	[ID] = '11000-10...	Units	BS	<input type="checkbox"/>	<input type="checkbox"/>
Filter Accounts	<input checked="" type="checkbox"/>	R5	Filter Accounts	11000-2000 - Ca...	Credit	[ID] = '11000-20...	Units	BS	<input type="checkbox"/>	<input type="checkbox"/>
Line	<input type="checkbox"/>	R6	Filter Accounts	12000-1000 - Ac...	Debit	[ID] = '12000-10...	Column	BS	<input type="checkbox"/>	<input type="checkbox"/>
None	<input type="checkbox"/>	R7	Filter Accounts	12000-2000 - Ac...	Debit	[ID] = '12000-20...	Column	BS	<input type="checkbox"/>	<input type="checkbox"/>

From the grid

Say you want to set these rows to have **Debit** in the **Balance Side** field. To do this follow the steps below.

Row Designer - Trial Balance Detail - January 18, 2016 16:54:25										
New Save Search Delete Undo Duplicate Verify Accounts Close										
Details Audit Log (0)										
Row Name: Trial Balance Detail - January 18, 2016 16:54:25 Description: Trial Balance Detail Template										
<div> <span>Remove</span> <span>Options</span> <span>Generate</span> <span>Show/Hide</span> <span>GL COA</span> <span>Formula</span> <span>Highlight</span> <span>Layout</span> <span>Filter Records (F3)</span> </div>										
Row Type	ID	Row Type	Row Name	Row Calculation	Balance Side	Filter Accounts	Source	Account Type	Print Each	Hidden
Cash Flow Activity	<input type="checkbox"/>	R1	Column Name						<input type="checkbox"/>	<input type="checkbox"/>
Column Name	<input checked="" type="checkbox"/>	R2	Filter Accounts	10000-1000 - Ch...	Credit	[ID] = '10000-10...	Column	BS	<input type="checkbox"/>	<input type="checkbox"/>
Column Name Page Header	<input checked="" type="checkbox"/>	R3	Filter Accounts	10000-2000 - Ch...	Credit	[ID] = '10000-20...	Column	BS	<input type="checkbox"/>	<input type="checkbox"/>
Double Underscore	<input checked="" type="checkbox"/>	R4	Filter Accounts	11000-1000 - Ca...	Credit	[ID] = '11000-10...	Column	BS	<input type="checkbox"/>	<input type="checkbox"/>
Filter Accounts	<input checked="" type="checkbox"/>	R5	Filter Accounts	11000-2000 - Ca...	Credit	[ID] = '11000-20...	Column	BS	<input type="checkbox"/>	<input type="checkbox"/>
Line	<input type="checkbox"/>	R6	Filter Accounts	12000-1000 - Ac...	Debit	[ID] = '12000-10...	Column	BS	<input type="checkbox"/>	<input type="checkbox"/>

1. Select row/s. Hold **Ctrl** key while clicking on the **Balance Side** dropdown button of the first selected row.

Row Designer - Trial Balance Detail - January 18, 2016 16:54:25										
New Save Search Delete Undo Duplicate Verify Accounts Close										
Details Audit Log (0)										
Row Name: Trial Balance Detail - January 18, 2016 16:54:25 Description: Trial Balance Detail Template										
<div> <span>Remove</span> <span>Options</span> <span>Generate</span> <span>Show/Hide</span> <span>GL COA</span> <span>Formula</span> <span>Highlight</span> <span>Layout</span> <span>Filter Records (F3)</span> </div>										
Row Type	ID	Row Type	Row Name	Row Calculation	Balance Side	Filter Accounts	Source	Account Type	Print Each	Hidden
Cash Flow Activity	<input type="checkbox"/>	R1	Column Name						<input type="checkbox"/>	<input type="checkbox"/>
Column Name	<input type="checkbox"/>	R2	Filter Accounts	10000-1000 - Ch...	Credit	[ID] = '10000-10...	Column	BS	<input type="checkbox"/>	<input type="checkbox"/>
Column Name Page Header	<input checked="" type="checkbox"/>	R3	Filter Accounts	10000-2000 - Ch...	Balance Side	[ID] = '10000-20...	Column	BS	<input type="checkbox"/>	<input type="checkbox"/>
Double Underscore	<input checked="" type="checkbox"/>	R4	Filter Accounts	11000-1000 - Ca...	Debit	[ID] = '11000-10...	Column	BS	<input type="checkbox"/>	<input type="checkbox"/>
Filter Accounts	<input checked="" type="checkbox"/>	R5	Filter Accounts	11000-2000 - Ca...	Credit	[ID] = '11000-20...	Column	BS	<input type="checkbox"/>	<input type="checkbox"/>
Line	<input type="checkbox"/>	R6	Filter Accounts	12000-1000 - Ac...	Debit	[ID] = '12000-10...	Column	BS	<input type="checkbox"/>	<input type="checkbox"/>
None	<input type="checkbox"/>	R7	Filter Accounts	12000-2000 - Ac...	Debit	[ID] = '12000-20...	Column	BS	<input type="checkbox"/>	<input type="checkbox"/>

2. Select **Debit**. Immediately the selected row/s will be updated with **Debit** balance side.

Row Designer - Trial Balance Detail - January 18, 2016 16:54:25										
New Save Search Delete Undo Duplicate Verify Accounts Close										
Details Audit Log (0)										
Row Name: Trial Balance Detail - January 18, 2016 16:54:25 Description: Trial Balance Detail Template										
<div> <span>Remove</span> <span>Options</span> <span>Generate</span> <span>Show/Hide</span> <span>GL COA</span> <span>Formula</span> <span>Highlight</span> <span>Layout</span> <span>Filter Records (F3)</span> </div>										
Row Type	ID	Row Type	Row Name	Row Calculation	Balance Side	Filter Accounts	Source	Account Type	Print Each	Hidden
Cash Flow Activity	<input type="checkbox"/>	R1	Column Name						<input type="checkbox"/>	<input type="checkbox"/>
Column Name	<input checked="" type="checkbox"/>	R2	Filter Accounts	10000-1000 - Ch...	Debit	[ID] = '10000-10...	Column	BS	<input type="checkbox"/>	<input type="checkbox"/>
Column Name Page Header	<input checked="" type="checkbox"/>	R3	Filter Accounts	10000-2000 - Ch...	Debit	[ID] = '10000-20...	Column	BS	<input type="checkbox"/>	<input type="checkbox"/>
Double Underscore	<input checked="" type="checkbox"/>	R4	Filter Accounts	11000-1000 - Ca...	Debit	[ID] = '11000-10...	Column	BS	<input type="checkbox"/>	<input type="checkbox"/>
Filter Accounts	<input checked="" type="checkbox"/>	R5	Filter Accounts	11000-2000 - Ca...	Debit	[ID] = '11000-20...	Column	BS	<input type="checkbox"/>	<input type="checkbox"/>
Line	<input type="checkbox"/>	R6	Filter Accounts	12000-1000 - Ac...	Debit	[ID] = '12000-10...	Column	BS	<input type="checkbox"/>	<input type="checkbox"/>
None	<input type="checkbox"/>	R7	Filter Accounts	12000-2000 - Ac...	Debit	[ID] = '12000-20...	Column	BS	<input type="checkbox"/>	<input type="checkbox"/>