

Hold Reason

The **Hold Reason** maintenance screen is used to record the possible reasons for putting a consumption site's delivery on hold . Open the Hold Reason screen by clicking the **Reason** link in **Consumption Sites > Site tab > On Hold Information panel**. Note that this field is enabled only when the **On Hold checkbox** button is checked.

Hold/Lost Customer Information

On Hold

☒

Hold DD Calc

☐

Reason

On Hold Start

12/13/2018

End

Lost

☐

Reason

Hold Reason

Save Undo Close

+ Insert

✕ Remove

Export ▾

View ▾

Filter (F3)

☐ Hold Reason

☐ ALERT HOLD

☐ Seasonal Usage

☐ Failed Leak Test

☐ Credit Hold

☐

?

0.73s

Ready

Refresh

The **Hold Reason** maintenance screen is used to record the possible reasons for putting a consumption site's delivery on hold . Open the Hold Reason screen by clicking the **Reason** link in **Consumption Sites > Site tab > On Hold Information panel**. Note that this field is enabled only when the **On Hold checkbox** button is checked.

On Hold Information

On Hold: ☒ Hold DD Calc: ☒

Reason

On Hold Start: 01/27/2016 End:

Hold Reason

Save Undo Close

+ Insert X Remove Layout Filter Records (F3)

<input type="checkbox"/>	Hold Reason
<input type="checkbox"/>	Credit Hold
<input type="checkbox"/>	Failed Leak Test
<input type="checkbox"/>	Seasonal Usage
<input type="checkbox"/>	

Ready

On Hold Information

On Hold: ☒ Hold DD Calc: ☒


Reason



On Hold Start:

The **Hold Reason** maintenance screen is used to record the possible reasons for putting a consumption site's delivery on hold . Open the Hold Reason screen by clicking the ellipsis button on the **Consumption Sites > Site tab > Reason field**. Note that this field is enabled only when the **On Hold checkbox** button is checked.

On Hold Information

On Hold: ☒ Hold DD Calc: ☒

Reason: 

On Hold Start: 06/10/2015  End: 

Hold Reason

Save Undo Close

Remove Layout Filter Records (F3)


Hold Reason
<input type="checkbox"/> 05 INACTIVE
<input type="checkbox"/>



Ready

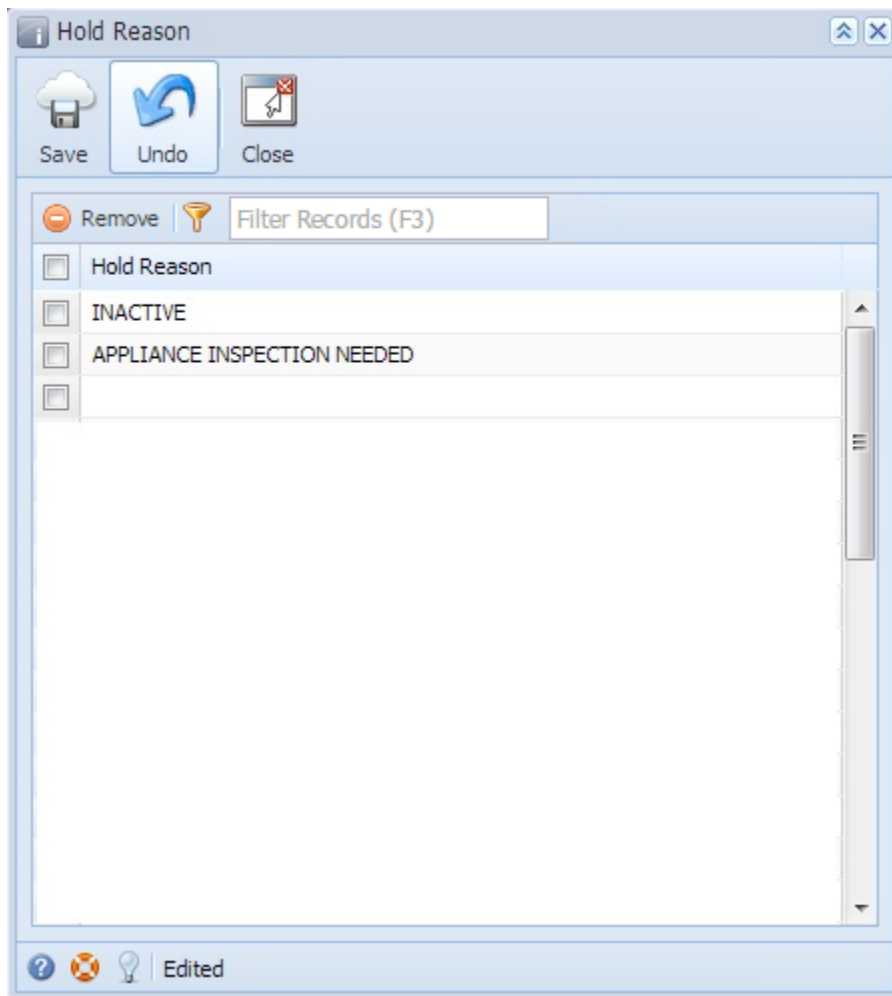
The **Hold Reason** maintenance screen is used to record the possible reasons for putting a consumption site's delivery on hold . Open the Hold Reason screen by clicking the ellipsis button on the **Consumption Sites > Site tab > Reason field**. Note that this field is enabled only when the **On Hold checkbox** button is checked.

On Hold Information

On Hold: ☒ Hold DD Calc: ☒

Reason: 

On Hold Start: 06/09/2014  End: 



Related Topic

[How to Add a New Record in Maintenance Screens](#)

[How to Delete a Record in Maintenance Screens](#)