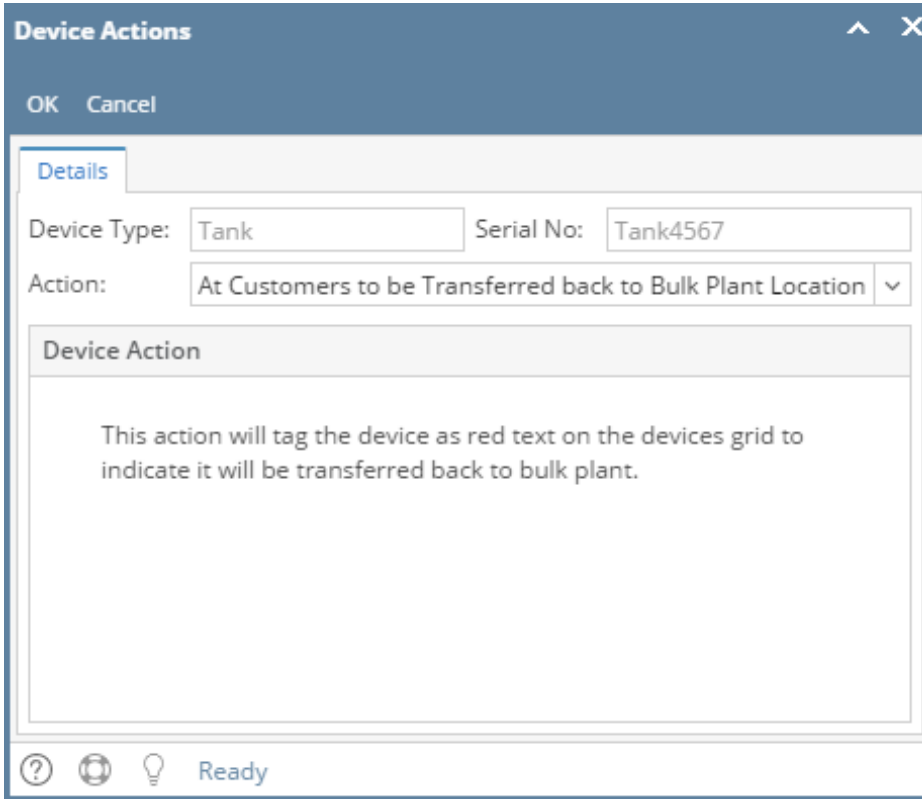


How to Perform 'At Customer to be Transferred Back to Bulk Plant Location' Device Action

'At Customer to be Transferred Back to Bulk Plant Location' action means that the device is currently on the customer premises but will be transferred back to its bulk plant location. This device action is not applicable to a Customer Owned device. To cancel this action, perform '**Cancel Pick up and Transfer back to Bulk Plant Location**' device action.

1. [Open the Device Actions screen](#). Refer to [Device Actions](#) for the field description.
2. The **Action** field will default to 'At Customers to be Transferred back to Bulk Plant Location', leave it as is.
3. Click the **OK toolbar button**.



- If the device's Ownership is either Lease or Lease to Own, you will receive this message:



iRely i21

This is a Leased/Lease to own device. Are you sure you want to perform Device Action – At Customer to be Transferred back to Bulk Plant Location?

Yes

No

- If the device has a Lease, this is the message that you will receive:



iRely i21

This device has Lease. Performing this device action will delete the lease. Do you want to continue?

Yes

No

4. Select **Yes** on the confirmation message. Once the process is successful, you will be returned to the **Devices** tab.

Site	Detail	Devices	Associated Sites	Appliances	Call Entry	Delivery History	Event History	Work Orders	Attachment (0)	Audit Log (16)
<div> <input type="text"/> <input type="button" value="Open"/> <input type="button" value="Remove"/> <input type="button" value="Layout"/> <input type="text" value="Filter Records (F3)"/> </div>										
Device Type	Serial No.	Ownership	Manufacturer	Tank Capacity	Description					
Tank	Tank4567	Company Owned		1,000.00	Tank 2					

And the auto-generated event will be displayed on the Event History tab.

Site	Detail	Devices	Associated Sites	Appliances	Call Entry	Delivery History	Event History	Work Orders	Attachment (0)	Audit Log (16)
<div> <input type="text"/> <input type="button" value="Open"/> <input type="button" value="Remove"/> <input type="button" value="Layout"/> <input type="text" value="Filter Records (F3)"/> </div>										
Date	Type	Description	User ID	Serial No.						
04/26/2016	Device At Customer to be Picked up and Transferred	Device At Customer to be Picked up and Transferred	irelyadmin	Tank4567						

5. **Save** the changes on the Consumption Sites record.

'At Customer to be Transferred Back to Bulk Plant Location' action means that the device is currently on the customer premises but will be transferred back to its bulk plant location. This device action is not applicable to a Customer Owned device. To cancel this action, perform 'Cancel Pick up and Transfer back to Bulk Plant Location' device action.

1. Open the [Device Actions](#) screen. Refer to [Device Actions](#) for the field description.
2. The **Action** field will default to 'At Customers to be Transferred back to Bulk Plant Location', leave it as is.
3. Click the **OK** toolbar button.

Device Actions

Details

Device Type: Tank

Serial No: 1057438

Action:

At Customers to be Transferred back to Bulk Plant Location

Device Action

This action will tag the device as red text on the devices grid to indicate it will be transferred back to bulk plant.

?

Ready

- If the device's Ownership is either Lease or Lease to Own, you will receive this message:



iRely i21

This is a Leased/Lease to own device. Are you sure you want to perform Device Action – At Customer to be Transferred back to Bulk Plant Location?

Yes

No

- If the device has a Lease, this is the message that you will receive:



iRely i21

This device has Lease. Performing this device action will delete the lease. Do you want to continue?

Yes

No

4. Select **Yes** on the confirmation message. Once the process is successful, you will be returned to the **Devices** tab.

Site	Detail	Devices	Associated Sites	Appliances	Call Entry	Delivery History	Event History	Work Orders	Audit Log (39)
<div> <div>Q Open</div> <div>X Remove</div> <div>Layout</div> <div>Filter Records (F3)</div> </div>									
Device Type	Serial No.	Ownership	Manufacturer	Tank Capa...	Description				
Tank	1057438	Company Owned	iRely	1,000.00	sample tank				

And the auto-generated event will be displayed on the Event History tab.

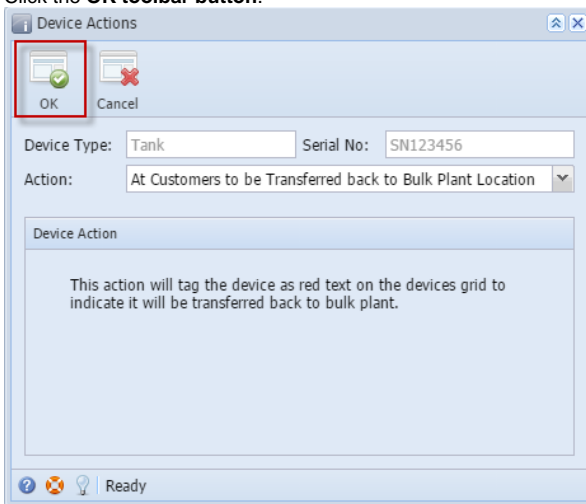
Site	Detail	Devices	Associated Sites	Appliances	Call Entry	Delivery History	Event History	Work Orders	Audit Log (39)
<div> <div>Q Open</div> <div>X Remove</div> <div>Layout</div> <div>Filter Records (F3)</div> </div>									
Date	Type	Description	User ID	Serial No.					
02/08/2016	Device At Customer to be Picked up and Transferred	Device At Customer to be Picked up and Transferred	irelyadmin	1057438					

5. **Save** the changes on the Consumption Sites record.

This action means that the device is currently on the customer premises but will be transferred back to its bulk plant location. This device action is not applicable to a Customer Owned device. To cancel this action, perform '**Cancel Pick up and Transfer back to Bulk Plant Location**' device action.

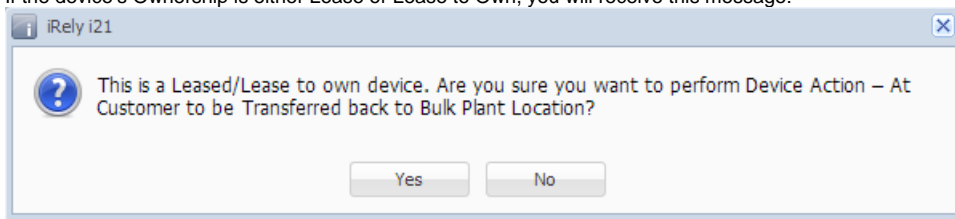
1. [Open the Device Actions screen](#). Refer to [Device Actions](#) for the field description.
2. The **Action** field will default to '**At Customers to be Transferred back to Bulk Plant Location**', leave it as is.

3. Click the **OK** toolbar button.



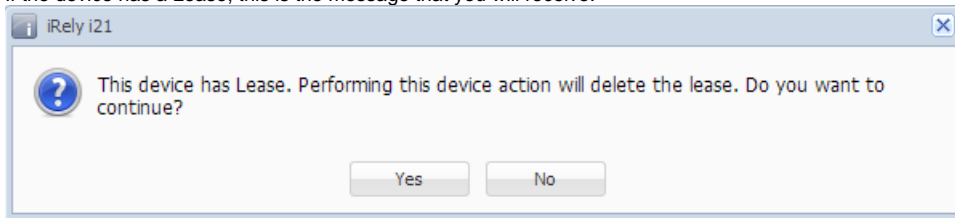
The 'Device Actions' dialog box is shown. It has a title bar with a question mark icon and standard window controls. The 'OK' button is highlighted with a red box. The 'Cancel' button is also visible. Below the buttons, there are input fields for 'Device Type' (set to 'Tank') and 'Serial No.' (set to 'SN123456'). An 'Action' dropdown menu is set to 'At Customers to be Transferred back to Bulk Plant Location'. A text area below contains the message: 'This action will tag the device as red text on the devices grid to indicate it will be transferred back to bulk plant.' The status bar at the bottom shows 'Ready'.

- If the device's Ownership is either Lease or Lease to Own, you will receive this message:



The 'iRely i21' dialog box displays a confirmation message: 'This is a Leased/Lease to own device. Are you sure you want to perform Device Action – At Customer to be Transferred back to Bulk Plant Location?'. It has 'Yes' and 'No' buttons.

- If the device has a Lease, this is the message that you will receive:



The 'iRely i21' dialog box displays a confirmation message: 'This device has Lease. Performing this device action will delete the lease. Do you want to continue?'. It has 'Yes' and 'No' buttons.

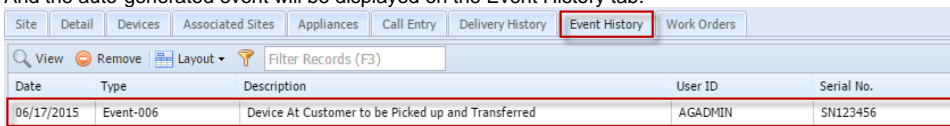
4. Select **Yes** on the confirmation message. Once the process is successful, you will be returned to the **Devices** tab.



The screenshot shows the 'Devices' tab in the application. The 'Tank' row is highlighted with a red border. The table has columns: Device Type, Serial No., Ownership, Manufacturer, Tank Capac..., and Description.

Device Type	Serial No.	Ownership	Manufacturer	Tank Capac...	Description
Tank	SN123456	Company Owned	M-Tank	1,000.00	Tank 1

And the auto-generated event will be displayed on the Event History tab.



The screenshot shows the 'Event History' tab in the application. The first row is highlighted with a red border. The table has columns: Date, Type, Description, User ID, and Serial No.

Date	Type	Description	User ID	Serial No.
06/17/2015	Event-006	Device At Customer to be Picked up and Transferred	AGADMIN	SN123456

5. **Save** the changes on the Consumption Sites record.

This action means that the device is currently on the customer premises but will be transferred back to its bulk plant location. This device action is not applicable to a Customer Owned device. To cancel this action, perform '**Cancel Pick up and Transfer back to Bulk Plant Location**' device action.

1. **Open the Device Actions screen.** Refer to [Device Actions](#) for the field description.
2. The **Action** field will default to '**At Customers to be Transferred back to Bulk Plant Location**', leave it as is.

