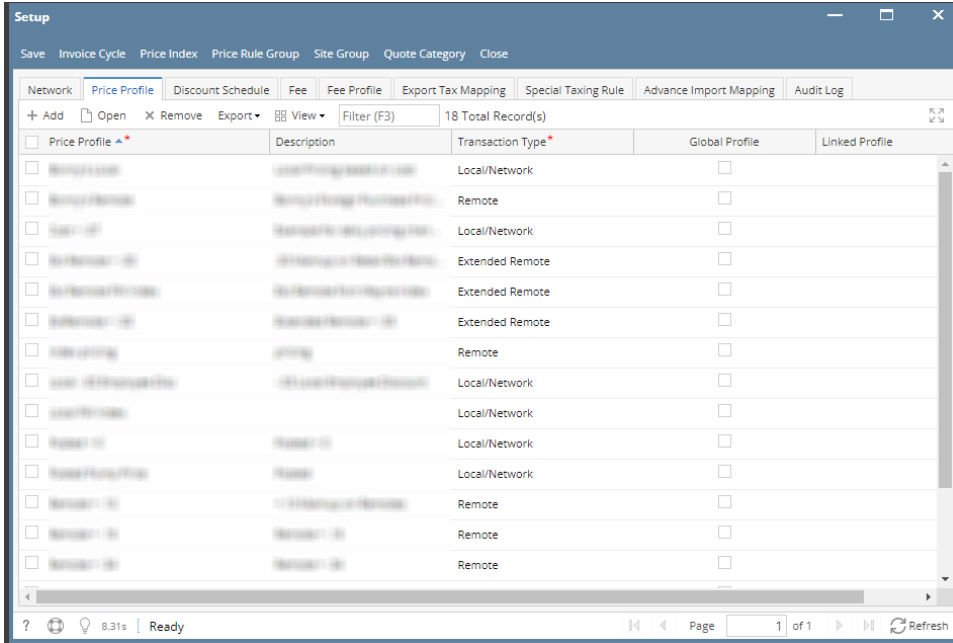


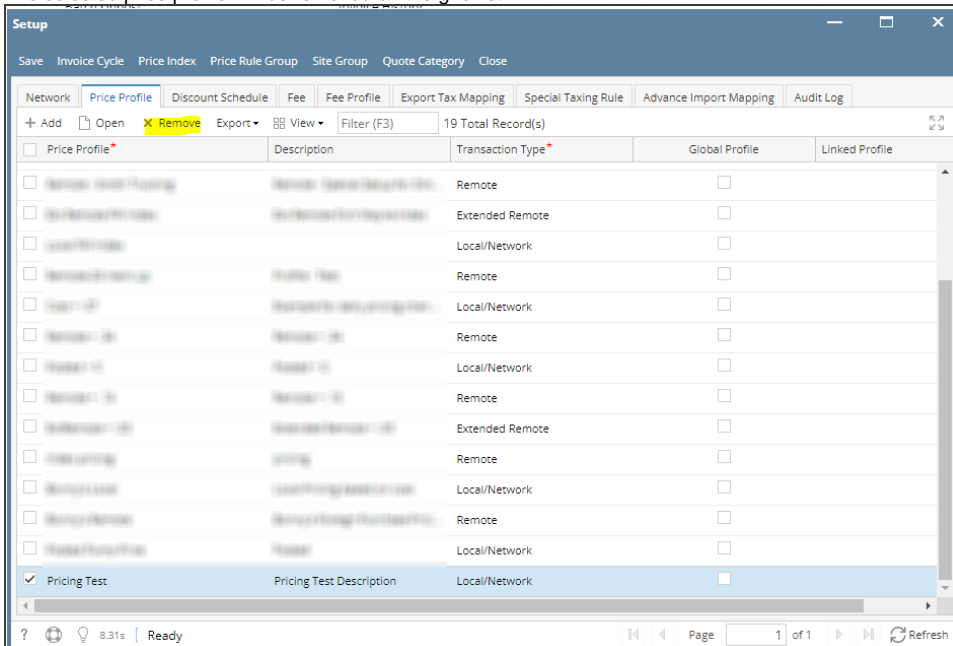
# How to Delete a Price Profile

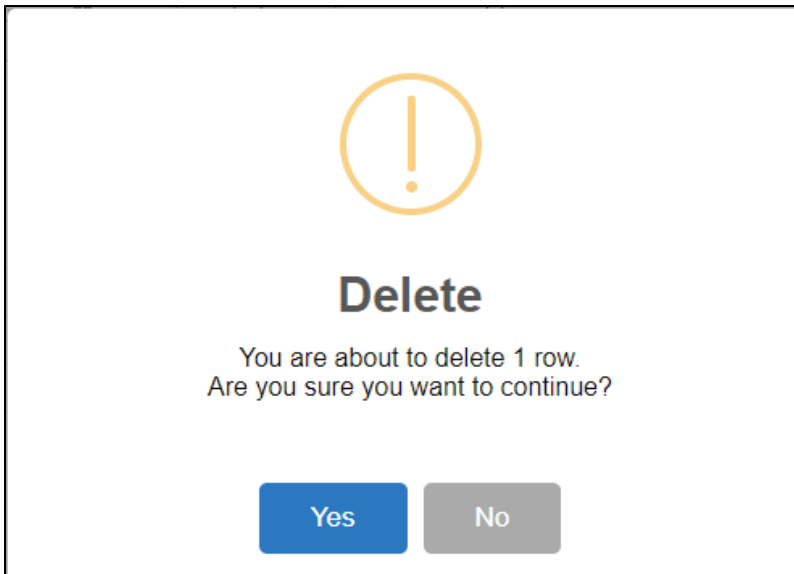
## Delete a Price Profile via Remove grid button

1. From **Card Fueling** module, click Setup. The **Setup** screen will be displayed. Click **Price Profile** tab screen.



2. Select a **Price Profile** to be deleted. You can choose multiple price profiles.
3. Click **Remove** grid button. Delete message confirmation will prompt, click **Yes** button. The selected price profile will be removed on the grid list.

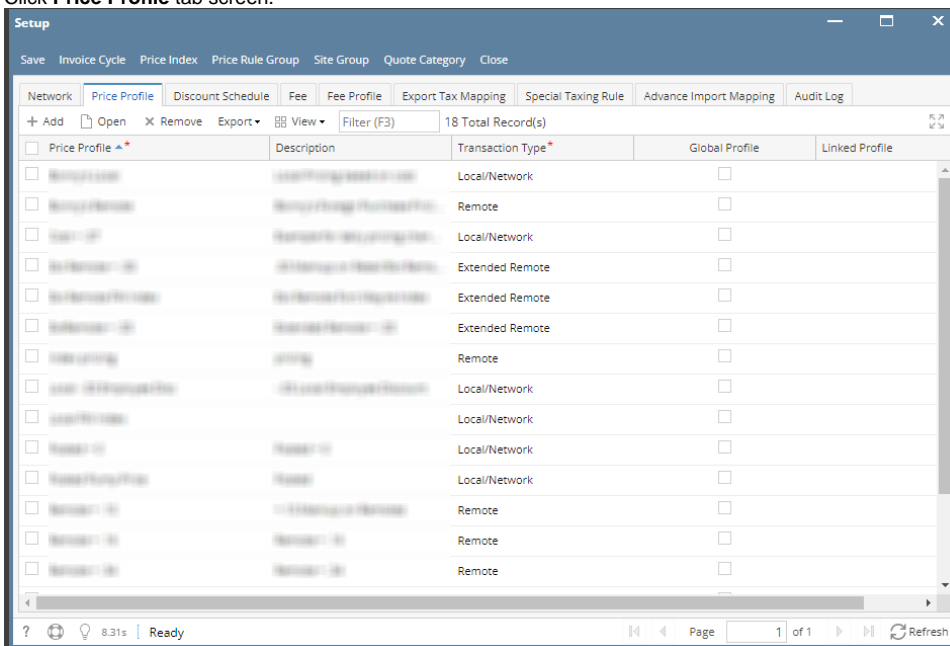




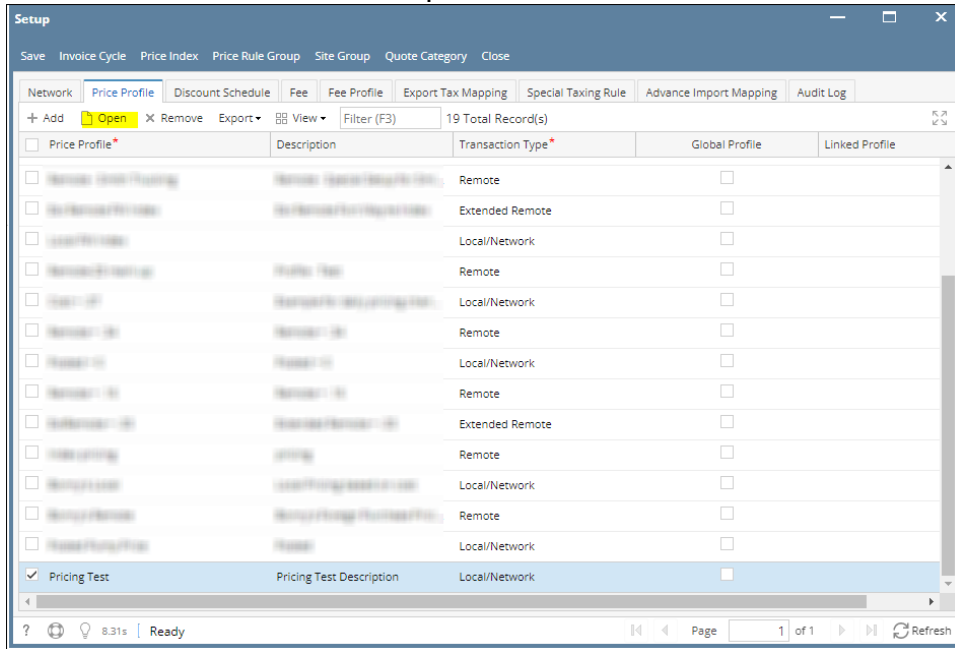
4. Click **Save** toolbar button.

#### **Delete a Price Profile via Delete toolbar button**

1. From **Card Fueling** module, click Setup. The **Setup** screen will be displayed. Click **Price Profile** tab screen.



2. Select a Price Profile to be deleted then click **Open** toolbar button. The **Price Profile** detail screen will be displayed.



3. Click **Delete** toolbar button. Delete confirmation message will prompt, click **Yes** button. The **Price Profile** detail screen will be closed.

Price Profile - Pricing Test

New Save **Delete** Search Undo Price Index Site Group Close

Details Audit Log


Pricing Profile ID: Pricing Test Description: Pricing Test Description Type: Local/Network

Global Profile: ☐ Linked Profile

X Delete Export View Filter (F3) 1 Total Record(s)

Product	Network ID	Site Group	Site	Basis	Index	Rate	Force Rounding
<input type="checkbox"/> 87G-T818	CF Test Network	PO	Site01	Index	SIPO AVG	1.500000	<input type="checkbox"/>
						0.000000	<input type="checkbox"/>

? 0.6s Ready Page 1 of 1 Refresh



**Delete**

Are you sure you want to delete this record?

*Note: A price profile cannot be deleted when used in any transaction.*