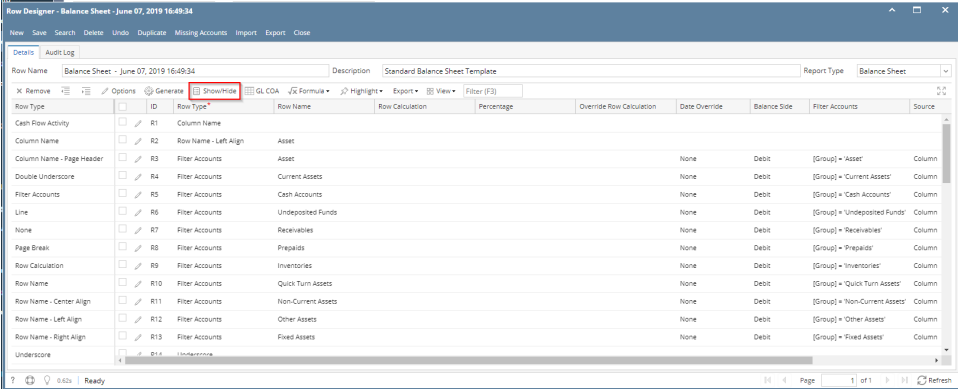


How to Configure Row Calculation row to show on Other columns

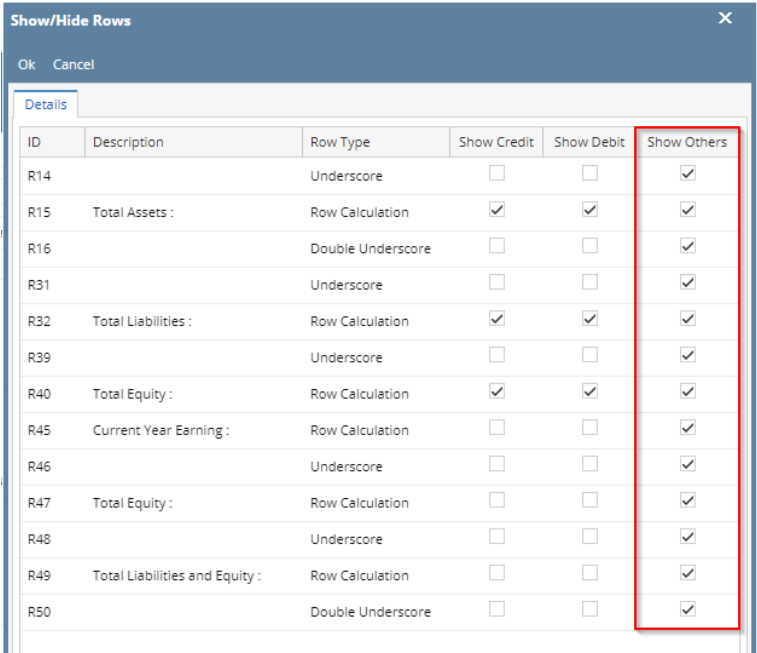
Row Calculation row along with Underscore and Double Underscore rows can either be shown or hidden on Other Columns, except Credit and Debit columns.

Follow the steps below to guide you on how to configure rows to be shown/hidden on Other Columns only.

- 1. Open selected row designer record.
- 2. In that record, there should be **Underscore**, **Row Calculation** or **Double Underscore** row.
- 3. Click the **Show/Hide** button.



- 4. The **Show/Hide Rows** screen will be opened. Make sure that Underscore, Row Calculation and Double Underscore rows have Show Others checkboxes checked to show these rows when previewing or printing the report.



5. In your column designer record, there should be GL Amounts, Beginning Balance, Ending Balance, Debit Units, Credit Units, Budget, or Column Calculation. These columns are intended to show row balances. All the mentioned columns will go with this setup. Here is the column designer record we will use for this illustration.

ID	Column Type	Column Name	Caption	Start Offset	End Offset	Start Date	End Date	Column Calculation
C1	Row Name		Column Name					
C2	GL Amounts	Current Year	Column Name	BOT	0	01/01/1900	06/30/2019	
C3	Units	Current Units	Column Name	BOT	0	01/01/1900	06/30/2019	
C4	GL Amounts	Prior Year	Column Name	BOT	EOY-1yr	01/01/1900	12/31/2018	
C5	Units	Prior Units	Column Name	BOT	EOY-1yr	01/01/1900	12/31/2018	
C6	Credit	Credit	Column Name	BOY	0	01/01/2019	06/30/2019	
C7	Debit	Debit	Column Name	BOY	0	01/01/2019	06/30/2019	

6. Generate the report. You can generate report either way:
- Click **Print toolbar button** from Financial Reports screen. See [How to Print Report from Financial Report Viewer screen](#).
 - Click **Generate toolbar button** from Report Builder screen. See [How to Print Report from the Report Builder screen](#).
7. If Show Report Settings checkbox is checked in the Report builder for a specific report, then Report Settings will be shown. In that screen, click **Print toolbar button**. See also [How to Show Report Settings screen before report preview](#).

This is how the report will look like when Show Debit and Show Credit are checked for Underscore, Row Calculation and Double Underscore. Total is shown only on Debit and Credit columns along with underscore and double-underscore preceding or following it.

Balance Sheet - June 07, 2019 16:49:34					Friday, June 7, 2019	
As Of 6/7/2019					5:19 PM	
	Current Year	Current Units	Prior Year	Prior Units	Credit	Debit
Asset						
Asset	36,833,747	28,888,484	36,784,008	28,888,448	44,264.65	94,003.49
Cash Accounts	-78,974,657	-29,108,321	-78,450,665	-29,108,477	697,711.14	173,719.85
Receivables	25,093,755	3,707,917	24,712,221	3,692,217	26,005.50	407,539.78
Prepays	1,790,236	1,327,749	1,790,236	1,327,749	0.00	0.00
Inventories	864,493,971	70,990,725	849,891,602	68,275,685	32,379,856,519.33	32,394,458,888.31
Other Assets	-1,455,918	-7,327,749	-1,455,736	-7,089,174	183.36	0.37
Total Assets :	847,781,134	68,478,805	833,271,666	65,986,448	32,380,624,683.98	32,395,134,151.80
Liability						
Liability	282,395	8	271,752	8	27,767.50	17,125.00
Payables	36,747,641	3,854,997	11,622,728	-415,326	25,783,972.88	659,059.68
Other Payables	725,381,380	50,003,465	736,208,713	51,305,985	14,863,916.99	25,691,249.52
Sales Tax Payables	861,334	0	861,184	0	150.00	0.00
Payroll Tax Liabilities	516	0	496	0	32.63	12.63
Pending Payables	460,001	188,163	415,437	151,163	44,864.30	100.00
Payroll Taxes Current	199,696	0	197,077	0	4,744.87	2,126.37
Payroll Deductions	41,324	0	40,930	0	733.20	339.00
Employer Liability	75,087	-4	73,890	-4	2,125.08	927.87
Total Liabilities :	764,049,374	54,046,629	749,692,207	51,041,826	40,728,107.45	26,370,940.07
Equity						
Owners Equities	-57	0	-57	0	0.00	0.00
Retained Earnings	83,579,516	-981,592	82,984,544	-2,498,979	0.00	0.00
Total Equity :	83,579,459	-981,592	82,984,487	-2,498,979	0.00	0.00

While this is how it will look like when **Other Columns**, except Debit and Credit, are unchecked.

Show/Hide Rows

Ok
Cancel

Details

ID	Description	Row Type	Show Credit	Show Debit	Show Others
R14		Underscore	<input type="checkbox"/>	<input type="checkbox"/>	<input type="checkbox"/>
R15	Total Assets :	Row Calculation	<input checked="" type="checkbox"/>	<input checked="" type="checkbox"/>	<input type="checkbox"/>
R16		Double Underscore	<input type="checkbox"/>	<input type="checkbox"/>	<input type="checkbox"/>
R31		Underscore	<input type="checkbox"/>	<input type="checkbox"/>	<input type="checkbox"/>
R32	Total Liabilities :	Row Calculation	<input checked="" type="checkbox"/>	<input checked="" type="checkbox"/>	<input type="checkbox"/>
R39		Underscore	<input type="checkbox"/>	<input type="checkbox"/>	<input type="checkbox"/>
R40	Total Equity :	Row Calculation	<input checked="" type="checkbox"/>	<input checked="" type="checkbox"/>	<input type="checkbox"/>
R45	Current Year Earning :	Row Calculation	<input type="checkbox"/>	<input type="checkbox"/>	<input checked="" type="checkbox"/>
R46		Underscore	<input type="checkbox"/>	<input type="checkbox"/>	<input checked="" type="checkbox"/>
R47	Total Equity :	Row Calculation	<input type="checkbox"/>	<input type="checkbox"/>	<input checked="" type="checkbox"/>
R48		Underscore	<input type="checkbox"/>	<input type="checkbox"/>	<input checked="" type="checkbox"/>
R49	Total Liabilities and Equity :	Row Calculation	<input type="checkbox"/>	<input type="checkbox"/>	<input checked="" type="checkbox"/>
R50		Double Underscore	<input type="checkbox"/>	<input type="checkbox"/>	<input checked="" type="checkbox"/>

Balance Sheet - June 07, 2019 16:49:34						Friday, June 7, 2019 5:26 PM	
As Of 6/7/2019							
	Current Year	Current Units	Prior Year	Prior Units	Credit	Debit	
Asset							
Asset	36,833,747	28,888,484	36,784,008	28,888,448	44,264.65	94,003.49	
Cash Accounts	-78,974,657	-29,108,321	-78,450,665	-29,108,477	697,711.14	173,719.85	
Receivables	25,093,755	3,707,917	24,712,221	3,692,217	26,005.50	407,539.78	
Prepays	1,790,236	1,327,749	1,790,236	1,327,749	0.00	0.00	
Inventories	864,493,971	70,990,725	849,891,602	68,275,685	32,379,856,519.33	32,394,458,888.31	
Other Assets	-1,455,918	-7,327,749	-1,455,736	-7,089,174	183.36	0.37	
Total Assets :					32,380,624,683.98	32,395,134,151.80	
Liability							
Liability	282,395	8	271,752	8	27,767.50	17,125.00	
Payables	36,747,641	3,854,997	11,622,728	-415,326	25,783,972.88	659,059.68	
Other Payables	725,381,380	50,003,465	736,208,713	51,305,985	14,863,916.99	25,691,249.52	
Sales Tax Payables	861,334	0	861,184	0	150.00	0.00	
Payroll Tax Liabilities	516	0	496	0	32.63	12.63	
Pending Payables	460,001	188,163	415,437	151,163	44,664.30	100.00	
Payroll Taxes Current	199,696	0	197,077	0	4,744.87	2,126.37	
Payroll Deductions	41,324	0	40,930	0	733.20	339.00	
Employer Liability	75,087	-4	73,890	-4	2,125.08	927.87	
Total Liabilities :					40,728,107.45	26,370,940.07	
Equity							
Owners Equities	-57	0	-57	0	0.00	0.00	
Retained Earnings	83,579,516	-981,592	82,984,544	-2,498,979	0.00	0.00	
Total Equity :					0.00	0.00	

See [How to Configure Row Calculation to show on Credit and Debit columns](#) for help on how Show Credit and Show Debit work.

Row Calculation row along with Underscore and Double Underscore rows can either be shown or hidden on Other Columns, except Credit and Debit columns.

Follow the steps below to guide you on how to configure rows to be shown/hidden on Other Columns only.

1. Open selected row designer record.
2. In that record, there should be **Underscore**, **Row Calculation** or **Double Underscore** row.

3. Click the **Show/Hide** button.

Row Designer - Generate Rows 10/15/18

Details | Audit Log

Row Name: Generate Rows 10/15/18 Description: Generate Rows 10/15/18 Report Type: [Dropdown]

Buttons: X Remove, + Add, Options, Generate, **Show/Hide**, GL COA, √X Formula, Highlight, Export, View, Filter (F3)

Row Type	ID	Row Type*	Row Name	Row Calculation	Percentage	Override Row Calculation	Date Override
Cash Flow Activity	R1	Column Name					None
Column Name	R2	Line					None
Column Name - Page Header	R3	Filter Accounts	Revenue				None
Double Underscore	R4	Filter Accounts	Expense				None
Filter Accounts	R5	Underscore					None
Line	R6	Row Calculation	Net Income Loss	R3=R4			None
None	R7	Double Underscore					None
Page Break	R8	Row Calculation	Net Income %	R6/R3			None
Row Calculation							

4. The **Show/Hide Rows** screen will be opened. Make sure that Underscore, Row Calculation and Double Underscore rows have Show Others checkboxes checked to show these rows when previewing or printing the report.

Show/Hide Rows

Ok Cancel

Details

ID	Description	Row Type	Show Credit	Show Debit	Show Others
R5		Underscore	<input type="checkbox"/>	<input type="checkbox"/>	<input checked="" type="checkbox"/>
R6	Net Income Loss	Row Calculation	<input checked="" type="checkbox"/>	<input checked="" type="checkbox"/>	<input checked="" type="checkbox"/>
R7		Double Underscore	<input type="checkbox"/>	<input type="checkbox"/>	<input checked="" type="checkbox"/>
R8	Net Income %	Row Calculation	<input checked="" type="checkbox"/>	<input checked="" type="checkbox"/>	<input checked="" type="checkbox"/>

5. In your column designer record, there should be GL Amounts, Beginning Balance, Ending Balance, Debit Units, Credit Units, Budget, or Column Calculation. These columns are intended to show row balances. All the mentioned columns will go with this setup. Here is the column designer record we will use for this illustration.

Column Designer - Balance Sheet - October 11, 2018 17:41:45

Details | Audit Log

Column Name: Balance Sheet - October 11, 2018 17:41:45 Description: Standard Balance Sheet Template Column Type: User Defined Run Date: 10/11/2018

Buttons: + Insert, X Remove, Export, View, Filter (F3)

ID	Column Type*	Column Name	Caption	Start Offset	End Offset	Start Date	End Date	Column Calculation	Segment Filter	Budget Code	Percentage	Width	Alignment	Format
C1	Row Name	Column Name	Column Name						Add Record			300	Left	
C2	GL Amounts	Prior Years	Filter Type	Custom	Custom	01/01/2016	12/31/2018		Add Record			160	Right	#,###.00;(##,###.00)
C3	GL Amounts	Current Year	Filter Type	Custom	Custom	01/01/2017	12/31/2018		Add Record			160	Right	#,###.00;(##,###.00)
C4	Credit	Credit	Column Name	Custom	Custom	01/01/2016	12/31/2018		Add Record			160	Right	#,###.00;(##,###.00)
C5	Debit	Debit	Column Name	Custom	Custom	01/01/2017	12/31/2018		Add Record			160	Right	#,###.00;(##,###.00)

6. Generate the report. You can generate report either way:

- Click **Print toolbar button** from Financial Reports screen. See [How to Print Report from Financial Report Viewer screen](#).
- Click **Generate toolbar button** from Report Builder screen. See [How to Print Report from the Report Builder screen](#).

7. If Show Report Settings checkbox is checked in the Report builder for a specific report, then Report Settings will be shown. In that screen, click **Print toolbar button**. See also [How to Show Report Settings screen before report preview](#).

This is how the report will look like when Show Debit and Show Credit are checked for Underscore, Row Calculation and Double Underscore. Total is shown only on Debit and Credit columns along with underscore and double-underscore preceding or following it.

Balance Sheet - October 11, 2018 17:41:45						Monday, October 15, 2018	
As Of 10/11/2018						5:08 PM	
	01/01/2016 - 12/31/2018	01/01/2017 - 12/31/2018	Credit		Debit		
Revenue	64,499,257.12	2,972,581.15	79,669,145.59		15,061,742.00		
Expense	(5,979,198.71)	(24,529,477.18)	36,390,633.70		11,820,982.20		
Net Income Loss	58,520,058.41	(21,556,896.03)	116,059,779.29		26,882,724.20		
Net Income %	90.73%	-725.19%	145.68%		178.48%		

While this is how it will look like when **Other Columns**, except Debit and Credit, are unchecked.

Show/Hide Rows [X]

Ok Cancel

Details

ID	Description	Row Type	Show Credit	Show Debit	Show Others
R5		Underscore	<input type="checkbox"/>	<input type="checkbox"/>	<input type="checkbox"/>
R6	Net Income Loss	Row Calculation	<input checked="" type="checkbox"/>	<input checked="" type="checkbox"/>	<input type="checkbox"/>
R7		Double Underscore	<input type="checkbox"/>	<input type="checkbox"/>	<input type="checkbox"/>
R8	Net Income %	Row Calculation	<input checked="" type="checkbox"/>	<input checked="" type="checkbox"/>	<input type="checkbox"/>

Balance Sheet - October 11, 2018 17:41:45
As Of 10/11/2018

Monday, October 15, 2018
5:09 PM

	01/01/2016 - 12/31/2018	01/01/2017 - 12/31/2018	Credit	Debit
Revenue	64,499,257.12	2,972,581.15	79,669,145.59	15,061,742.00
Expense	(5,979,198.71)	(24,529,477.18)	36,390,633.70	11,820,982.20
Net Income Loss			116,059,779.29	26,882,724.20
Net Income %			145.68%	178.48%

See [How to Configure Row Calculation to show on Credit and Debit columns](#) for help on how Show Credit and Show Debit work. Row Calculation row along with Underscore and Double Underscore rows can either be shown or hidden on Other Columns, except Credit and Debit columns.

Follow the steps below to guide you on how to configure rows to be shown/hidden on Other Columns only.

1. Open selected row designer record.
2. In that record, there should be **Underscore**, **Row Calculation** or **Double Underscore** row.
3. Click the **Show/Hide** button.

Row Designer - Report A Row

New Save Search Delete Undo Duplicate Missing Accounts Import Export Close

Details Audit Log

Row Name: Report A Row Description: Report Type: [v]

X Remove [v] Options Generate [v] Show/Hide [v] GL CDA [v] Formula [v] Highlight [v] Export [v] View [v] Filter (F3)

Row Type	ID	Row Type	Row Name	Row Calculation	Percentage	Override Row Calculation	Date Override
Cash Flow Activity	R1	Column Name					None
Column Name	R2	Filter Accounts	35000-0000-000 - Owners Eq.				None
Column Name - Page Header	R3	Filter Accounts	35000-0007-000 - Owners Eq.				None
Double Underscore	R4	Filter Accounts	35000-0007-001 - Owners Eq.				None
Filter Accounts	R5	Filter Accounts	35000-0007-002 - Owners Eq.				None
Line	R6	Filter Accounts	35000-0007-003 - Owners Eq.				None
None	R7	Filter Accounts	35000-0007-004 - Owners Eq.				None
Page Break	R8	Filter Accounts	35000-0007-005 - Owners Eq.				None
Row Calculation	R9	Filter Accounts	35000-0007-006 - Owners Eq.				None
Row Name - Center Align	R10	Filter Accounts	35000-0007-007 - Owners Eq.				None
Row Name - Left Align	R11	Filter Accounts	35000-0101-000 - Owners Eq.				None
Row Name - Right Align	R12	Filter Accounts	35000-0101-001 - Owners Eq.				None
Underscore	R13	Filter Accounts	35000-0101-002 - Owners Eq.				None
	R14	Filter Accounts	35000-0101-003 - Owners Eq.				None
	R15	Filter Accounts	35000-0101-004 - Owners Eq.				None
	R16	Filter Accounts	35000-0101-005 - Owners Eq.				None
	R17	Filter Accounts	35000-0101-006 - Owners Eq.				None
	R18	Filter Accounts	35000-0101-007 - Owners Eq.				None

Ready Page 1 of 1 Refresh

4. The **Show/Hide Rows** screen will be opened. Make sure that Underscore, Row Calculation and Double Underscore rows have Show Others checkboxes checked to show these rows when previewing or printing the report.

ID	Description	Row Type	Show Credit	Show Debit	Show Others
R51		Underscore	<input checked="" type="checkbox"/>	<input checked="" type="checkbox"/>	<input checked="" type="checkbox"/>
R52		Row Calculation	<input checked="" type="checkbox"/>	<input checked="" type="checkbox"/>	<input checked="" type="checkbox"/>
R53		Double Underscore	<input checked="" type="checkbox"/>	<input checked="" type="checkbox"/>	<input checked="" type="checkbox"/>

5. In your column designer record, there should be GL Amounts, Beginning Balance, Ending Balance, Debit Units, Credit Units, Budget, or Column Calculation. These columns are intended to show row balances. All the mentioned columns will go with this setup. Here is the column designer record we will use for this illustration.

ID	Column Type	Column Name	Caption	Start Offset	End Offset	Start Date	End Date	Column Calculation	Segment Filter	Budget Co
C1	Row Id	Row Id	Column Name						Add Record	
C2	Row Name	Column Name							Add Record	
C3	Debit	Debit	Column Name	BOT	0	01/01/1900	05/31/2018		Add Record	
C4	Credit	Credit	Column Name	BOT	0	01/01/1900	05/31/2018		Add Record	
C5	GL Amounts	Current	Column Name	BOY	0	01/01/2018	05/31/2018		Segment Filter Gro...	
C6	GL Amounts	Previous	Column Name	BOY-1yr	BOY-1yr	01/01/2017	12/31/2017		Add Record	

6. Generate the report. You can generate report either way:
 - a. Click **Print toolbar button** from Financial Reports screen. See [How to Print Report from Financial Report Viewer screen](#).
 - b. Click **Generate toolbar button** from Report Builder screen. See [How to Print Report from the Report Builder screen](#).
7. If Show Report Settings checkbox is checked in the Report builder for a specific report, then Report Settings will be shown. In that screen, click **Print toolbar button**. See also [How to Show Report Settings screen before report preview](#).

This is how the report will look like when Show Debit and Show Credit are checked for Underscore, Row Calculation and Double Underscore. Total is shown only on Debit and Credit columns along with underscore and double-underscore preceding or following it.

Report Test May		Thursday, June 7, 2018			
As Of 5/16/2018		3:01 PM			
	Debit	Credit	Current	Previous	
35000-0000-000 - Owners Equity - Home office - Admin	71.45	0.00	0.00	(71.45)	
35000-0007-000 - Owners Equity-Port Albert-Admin	0.00	0.00	0.00	0.00	
35000-0007-001 - Owners Equity-Port Albert-Grains	0.00	0.00	0.00	0.00	
35000-0007-002 - Owners Equity-Port Albert-Chemicals	0.00	0.00	0.00	0.00	
35000-0007-003 - Owners Equity-Port Albert-Fertilizer	0.00	0.00	0.00	0.00	
35000-0007-004 - Owners Equity-Port Albert-Petro	0.00	0.00	0.00	0.00	
35000-0007-005 - Owners Equity-Port Albert-Feed	0.00	0.00	0.00	0.00	
35000-0007-006 - Owners Equity-Port Albert-Gas	0.00	0.00	0.00	0.00	
35000-0007-007 - Owners Equity-Port Albert-Diesel	0.00	0.00	0.00	0.00	
35000-0101-000 - Owners Equity-iRely Mart-Admin	25.62	42.87	0.00	17.25	
35000-0101-001 - Owners Equity-iRely Mart-Grains	0.00	0.00	0.00	0.00	
35000-0101-002 - Owners Equity-iRely Mart-Chemicals	0.00	0.00	0.00	0.00	
35000-0101-003 - Owners Equity-iRely Mart-Fertilizer	0.00	0.00	0.00	0.00	
35000-0101-004 - Owners Equity-iRely Mart-Petro	0.00	0.00	0.00	0.00	
35000-0101-005 - Owners Equity-iRely Mart-Feed	0.00	0.00	0.00	0.00	
35000-0101-006 - Owners Equity-iRely Mart-Gas	0.00	0.00	0.00	0.00	
35000-0101-007 - Owners Equity-iRely Mart-Diesel	0.00	0.00	0.00	0.00	
35000-0102-000 - Owners Equity-Dubai Emirates-Admin	0.00	0.00	0.00	0.00	
35000-0102-001 - Owners Equity-Dubai Emirates-Grains	0.00	0.00	0.00	0.00	
35000-0102-002 - Owners Equity-Dubai Emirates-Chemicals	0.00	0.00	0.00	0.00	
35000-0102-003 - Owners Equity-Dubai Emirates-Fertilizer	0.00	0.00	0.00	0.00	
35000-0102-004 - Owners Equity-Dubai Emirates-Petro	0.00	0.00	0.00	0.00	
35000-0102-005 - Owners Equity-Dubai Emirates-Feed	0.00	0.00	0.00	0.00	
35000-0102-006 - Owners Equity-Dubai Emirates-Gas	0.00	0.00	0.00	0.00	
35000-0102-007 - Owners Equity-Dubai Emirates-Diesel	0.00	0.00	0.00	0.00	
35000-0103-000 - Owners Equity-Amman - Jordan-Admin	0.00	0.00	0.00	0.00	
35000-0103-001 - Owners Equity-Amman - Jordan-Grains	0.00	0.00	0.00	0.00	
35000-0103-002 - Owners Equity-Amman - Jordan-Chemicals	0.00	0.00	0.00	0.00	
35000-0103-003 - Owners Equity-Amman - Jordan-Fertilizer	0.00	0.00	0.00	0.00	
35000-0103-004 - Owners Equity-Amman - Jordan-Petro	0.00	0.00	0.00	0.00	
35000-0103-005 - Owners Equity-Amman - Jordan-Feed	0.00	0.00	0.00	0.00	
35000-0103-006 - Owners Equity-Amman - Jordan-Gas	0.00	0.00	0.00	0.00	
35000-0103-007 - Owners Equity-Amman - Jordan-Diesel	0.00	0.00	0.00	0.00	
35000-9000-000 - Owners Equity-Silicon Valley - Admin	0.00	0.00	0.00	0.00	
35000-9000-001 - Owners Equity-Silicon Valley - Grains	0.00	0.00	0.00	0.00	
35000-9000-002 - Owners Equity-Silicon Valley - Chemicals	0.00	0.00	0.00	0.00	
35000-9000-003 - Owners Equity-Silicon Valley - Fertilizer	0.00	0.00	0.00	0.00	
35000-9000-004 - Owners Equity-Silicon Valley - Petro	0.00	0.00	0.00	0.00	
35000-9000-005 - Owners Equity-Silicon Valley - Feed	0.00	0.00	0.00	0.00	
35000-9000-006 - Owners Equity-Silicon Valley - Gas	0.00	0.00	0.00	0.00	
35000-9000-007 - Owners Equity-Silicon Valley - Diesel	0.00	0.00	0.00	0.00	
35000-9001-000 - Owners Equity-Boston Tech Hub-Admin	0.00	0.00	0.00	0.00	
35000-9001-001 - Owners Equity-Boston Tech Hub-Grains	0.00	0.00	0.00	0.00	
35000-9001-002 - Owners Equity-Boston Tech Hub-Chemicals	0.00	0.00	0.00	0.00	
35000-9001-003 - Owners Equity-Boston Tech Hub-Fertilizer	0.00	0.00	0.00	0.00	
35000-9001-004 - Owners Equity-Boston Tech Hub-Petro	0.00	0.00	0.00	0.00	
35000-9001-005 - Owners Equity-Boston Tech Hub-Feed	0.00	0.00	0.00	0.00	
35000-9001-006 - Owners Equity-Boston Tech Hub-Gas	0.00	0.00	0.00	0.00	
Primary Account	97.07	42.87	0.00	(54.20)	

While this is how it will look like when **Other Columns**, except Debit and Credit, are unchecked.

Show/Hide Rows

^ X

Ok Cancel

Details

ID	Description	Row Type	Show Credit	Show Debit	Show Others
R762		Underscore	<input checked="" type="checkbox"/>	<input checked="" type="checkbox"/>	<input type="checkbox"/>
R763	Total :	Row Calculation	<input checked="" type="checkbox"/>	<input checked="" type="checkbox"/>	<input type="checkbox"/>
R764		Double Underscore	<input checked="" type="checkbox"/>	<input checked="" type="checkbox"/>	<input type="checkbox"/>

Report Test May					Thursday, June 7, 2018	
As Of 5/16/2018					3:34 PM	
	Debit	Credit	Current	Previous		
35000-0000-000 - Owners Equity - Home office - Admin	71.45	0.00	0.00	(71.45)		
35000-0007-000 - Owners Equity-Port Albert-Admin	0.00	0.00	0.00	0.00		
35000-0007-001 - Owners Equity-Port Albert-Grains	0.00	0.00	0.00	0.00		
35000-0007-002 - Owners Equity-Port Albert-Chemicals	0.00	0.00	0.00	0.00		
35000-0007-003 - Owners Equity-Port Albert-Fertilizer	0.00	0.00	0.00	0.00		
35000-0007-004 - Owners Equity-Port Albert-Petro	0.00	0.00	0.00	0.00		
35000-0007-005 - Owners Equity-Port Albert-Feed	0.00	0.00	0.00	0.00		
35000-0007-006 - Owners Equity-Port Albert-Gas	0.00	0.00	0.00	0.00		
35000-0007-007 - Owners Equity-Port Albert-Diesel	0.00	0.00	0.00	0.00		
35000-0101-000 - Owners Equity-iRely Mart-Admin	25.62	42.87	0.00	17.25		
35000-0101-001 - Owners Equity-iRely Mart-Grains	0.00	0.00	0.00	0.00		
35000-0101-002 - Owners Equity-iRely Mart-Chemicals	0.00	0.00	0.00	0.00		
35000-0101-003 - Owners Equity-iRely Mart-Fertilizer	0.00	0.00	0.00	0.00		
35000-0101-004 - Owners Equity-iRely Mart-Petro	0.00	0.00	0.00	0.00		
35000-0101-005 - Owners Equity-iRely Mart-Feed	0.00	0.00	0.00	0.00		
35000-0101-006 - Owners Equity-iRely Mart-Gas	0.00	0.00	0.00	0.00		
35000-0101-007 - Owners Equity-iRely Mart-Diesel	0.00	0.00	0.00	0.00		
35000-0102-000 - Owners Equity-Dubai Emirates-Admin	0.00	0.00	0.00	0.00		
35000-0102-001 - Owners Equity-Dubai Emirates-Grains	0.00	0.00	0.00	0.00		
35000-0102-002 - Owners Equity-Dubai Emirates-Chemicals	0.00	0.00	0.00	0.00		
35000-0102-003 - Owners Equity-Dubai Emirates-Fertilizer	0.00	0.00	0.00	0.00		
35000-0102-004 - Owners Equity-Dubai Emirates-Petro	0.00	0.00	0.00	0.00		
35000-0102-005 - Owners Equity-Dubai Emirates-Feed	0.00	0.00	0.00	0.00		
35000-0102-006 - Owners Equity-Dubai Emirates-Gas	0.00	0.00	0.00	0.00		
35000-0102-007 - Owners Equity-Dubai Emirates-Diesel	0.00	0.00	0.00	0.00		
35000-0103-000 - Owners Equity-Amman - Jordan-Admin	0.00	0.00	0.00	0.00		
35000-0103-001 - Owners Equity-Amman - Jordan-Grains	0.00	0.00	0.00	0.00		
35000-0103-002 - Owners Equity-Amman - Jordan-Chemicals	0.00	0.00	0.00	0.00		
35000-0103-003 - Owners Equity-Amman - Jordan-Fertilizer	0.00	0.00	0.00	0.00		
35000-0103-004 - Owners Equity-Amman - Jordan-Petro	0.00	0.00	0.00	0.00		
35000-0103-005 - Owners Equity-Amman - Jordan-Feed	0.00	0.00	0.00	0.00		
35000-0103-006 - Owners Equity-Amman - Jordan-Gas	0.00	0.00	0.00	0.00		
35000-0103-007 - Owners Equity-Amman - Jordan-Diesel	0.00	0.00	0.00	0.00		
35000-9000-000 - Owners Equity-Silicon Valley -Admin	0.00	0.00	0.00	0.00		
35000-9000-001 - Owners Equity-Silicon Valley -Grains	0.00	0.00	0.00	0.00		
35000-9000-002 - Owners Equity-Silicon Valley -Chemicals	0.00	0.00	0.00	0.00		
35000-9000-003 - Owners Equity-Silicon Valley -Fertilizer	0.00	0.00	0.00	0.00		
35000-9000-004 - Owners Equity-Silicon Valley -Petro	0.00	0.00	0.00	0.00		
35000-9000-005 - Owners Equity-Silicon Valley -Feed	0.00	0.00	0.00	0.00		
35000-9000-006 - Owners Equity-Silicon Valley -Gas	0.00	0.00	0.00	0.00		
35000-9000-007 - Owners Equity-Silicon Valley -Diesel	0.00	0.00	0.00	0.00		
35000-9001-000 - Owners Equity-Boston Tech Hub-Admin	0.00	0.00	0.00	0.00		
35000-9001-001 - Owners Equity-Boston Tech Hub-Grains	0.00	0.00	0.00	0.00		
35000-9001-002 - Owners Equity-Boston Tech Hub-Chemicals	0.00	0.00	0.00	0.00		
35000-9001-003 - Owners Equity-Boston Tech Hub-Fertilizer	0.00	0.00	0.00	0.00		
35000-9001-004 - Owners Equity-Boston Tech Hub-Petro	0.00	0.00	0.00	0.00		
35000-9001-005 - Owners Equity-Boston Tech Hub-Feed	0.00	0.00	0.00	0.00		
35000-9001-006 - Owners Equity-Boston Tech Hub-Gas	0.00	0.00	0.00	0.00		
Primary Account	97.07	42.87				

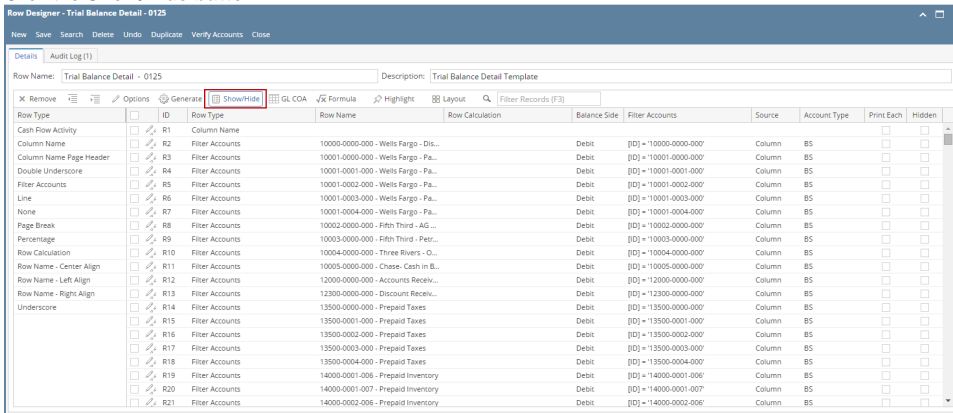
See [How to Configure Row Calculation to show on Credit and Debit columns](#) for help on how Show Credit and Show Debit work.

Row Calculation row along with Underscore and Double Underscore rows can either be shown or hidden on Other Columns, except Credit and Debit columns.

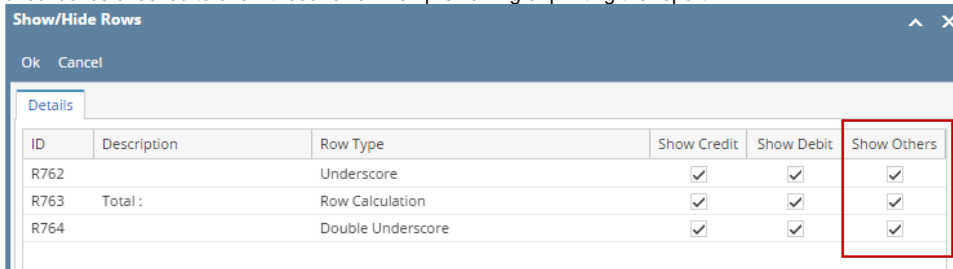
Follow the steps below to guide you on how to configure rows to be shown/hidden on Other Columns only.

1. Open selected row designer record.
2. In that record, there should be **Underscore**, **Row Calculation** or **Double Underscore** row.

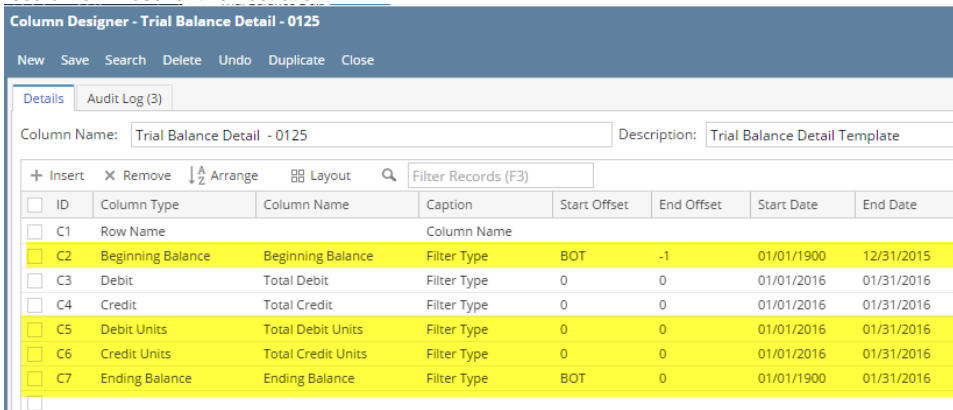
3. Click the **Show/Hide** button.



4. The **Show/Hide Rows** screen will be opened. Make sure that Underscore, Row Calculation and Double Underscore rows have Show Others checkboxes checked to show these rows when previewing or printing the report.



5. In your column designer record, there should be GL Amounts, Beginning Balance, Ending Balance, Debit Units, Credit Units, Budget, or Column Calculation. These columns are intended to show row balances. All the mentioned columns will go with this setup. Here is the column designer record we will use for this illustration.



6. Generate the report. You can generate report either way:
- Click **Print toolbar button** from Financial Reports screen. See [How to Print Report from Financial Report Viewer screen](#).
 - Click **Generate toolbar button** from Report Builder screen. See [How to Print Report from the Report Builder screen](#).
7. If Show Report Settings checkbox is checked in the Report builder for a specific report, then Report Settings will be shown. In that screen, click **Print toolbar button**. See also [How to Show Report Settings screen before report preview](#).

This is how the report will look like when Show Debit and Show Credit are checked for Underscore, Row Calculation and Double Underscore. Total is shown only on Debit and Credit columns along with underscore and double-underscore preceding or following it.

	Beg Bal	Debit		Credit	Debit Units		Credit Units	Ending Bal
	01/01/1900 - 12/31/2015	01/01/2016 - 01/31/2016	01/01/2016 - 01/31/2016	01/01/2016 - 01/31/2016	01/01/2016 - 01/31/2016	01/01/2016 - 01/31/2016	01/01/1900 - 01/31/2016	
10000-0000-000 - Wells Fargo - Disbursement	-3,237	0	0	0	0	0	0	-3,237
10005-0000-000 - Chase- Cash in Bank	-100	0	0	0	0	0	0	-100
12000-0000-000 - Accounts Receivable	80,753	840	0	0	0	0	0	81,593
14000-0001-007 - Prepaid Inventory	-1,100	0	0	0	0	0	0	-1,100
16000-0000-014 - Inventories	6,975	0	0	0	0	0	0	6,975
16000-0001-000 - Inventories	440,001	1,000	600	0	0	0	0	440,401
16000-0001-001 - Inventories	2,000	0	0	0	0	0	0	2,000
16000-0001-004 - Inventories	44,346	0	0	0	0	0	0	44,346
16000-0001-011 - Inventories	32,568	0	0	0	0	0	0	32,568
16000-0001-014 - Inventories	16,283	0	0	0	0	0	0	16,283
16000-0002-004 - Inventories	5,375	0	0	0	0	0	0	5,375
16000-0002-011 - Inventories	1,762	0	0	0	0	0	0	1,762
16000-0003-004 - Inventories	5,147	0	0	0	0	0	0	5,147
16050-0001-000 - Inventory In-Transit	0	600	600	0	0	0	0	0
20000-0000-000 - Accounts Payable	-232,554	0	0	0	0	0	0	-232,554
21000-0000-000 - Pending Accounts Payable	-6,975	0	0	0	0	0	0	-6,975
21000-0001-000 - Pending Accounts Payable	-557,688	0	1,000	0	0	0	0	-558,688
21000-0002-000 - Pending Accounts Payable	-9,840	0	0	0	0	0	0	-9,840
25000-0001-004 - State Sales Tax	-4,819	0	0	0	0	0	0	-4,819
28400-0000-000 - Medicare	-10,000	0	0	0	0	0	0	-10,000
39000-0000-000 - Retained Earnings	191,103	0	0	0	0	0	0	191,103
40010-0001-006 - Sales -Taxable	0	0	840	0	0	0	0	-840
50000-0001-000 - Purchases Default	0	600	0	0	0	0	0	600
Total :	0	3,040	3,040	0	0	0	0	0

While this is how it will look like when **Other Columns**, except Debit and Credit, are unchecked.

Show/Hide Rows					
Ok Cancel					
Details					
ID	Description	Row Type	Show Credit	Show Debit	Show Others
R762		Underscore	<input checked="" type="checkbox"/>	<input checked="" type="checkbox"/>	<input type="checkbox"/>
R763	Total :	Row Calculation	<input checked="" type="checkbox"/>	<input checked="" type="checkbox"/>	<input type="checkbox"/>
R764		Double Underscore	<input checked="" type="checkbox"/>	<input checked="" type="checkbox"/>	<input type="checkbox"/>

	Beg Bal	Debit		Credit	Debit Units		Credit Units	Ending Bal
	01/01/1900 - 12/31/2015	01/01/2016 - 01/31/2016	01/01/2016 - 01/31/2016	01/01/2016 - 01/31/2016	01/01/2016 - 01/31/2016	01/01/2016 - 01/31/2016	01/01/1900 - 01/31/2016	
10000-0000-000 - Wells Fargo - Disbursement	-3,237	0	0	0	0	0	0	-3,237
10005-0000-000 - Chase- Cash in Bank	-100	0	0	0	0	0	0	-100
12000-0000-000 - Accounts Receivable	80,753	840	0	0	0	0	0	81,593
14000-0001-007 - Prepaid Inventory	-1,100	0	0	0	0	0	0	-1,100
16000-0000-014 - Inventories	6,975	0	0	0	0	0	0	6,975
16000-0001-000 - Inventories	440,001	1,000	600	0	0	0	0	440,401
16000-0001-001 - Inventories	2,000	0	0	0	0	0	0	2,000
16000-0001-004 - Inventories	44,346	0	0	0	0	0	0	44,346
16000-0001-011 - Inventories	32,568	0	0	0	0	0	0	32,568
16000-0001-014 - Inventories	16,283	0	0	0	0	0	0	16,283
16000-0002-004 - Inventories	5,375	0	0	0	0	0	0	5,375
16000-0002-011 - Inventories	1,762	0	0	0	0	0	0	1,762
16000-0003-004 - Inventories	5,147	0	0	0	0	0	0	5,147
16050-0001-000 - Inventory In-Transit	0	600	600	0	0	0	0	0
20000-0000-000 - Accounts Payable	-232,554	0	0	0	0	0	0	-232,554
21000-0000-000 - Pending Accounts Payable	-6,975	0	0	0	0	0	0	-6,975
21000-0001-000 - Pending Accounts Payable	-557,688	0	1,000	0	0	0	0	-558,688
21000-0002-000 - Pending Accounts Payable	-9,840	0	0	0	0	0	0	-9,840
25000-0001-004 - State Sales Tax	-4,819	0	0	0	0	0	0	-4,819
28400-0000-000 - Medicare	-10,000	0	0	0	0	0	0	-10,000
39000-0000-000 - Retained Earnings	191,104	0	0	0	0	0	0	191,104
40010-0001-006 - Sales -Taxable	0	0	840	0	0	0	0	-840
50000-0001-000 - Purchases Default	0	600	0	0	0	0	0	600
Total :	0	3,040	3,040	0	0	0	0	0

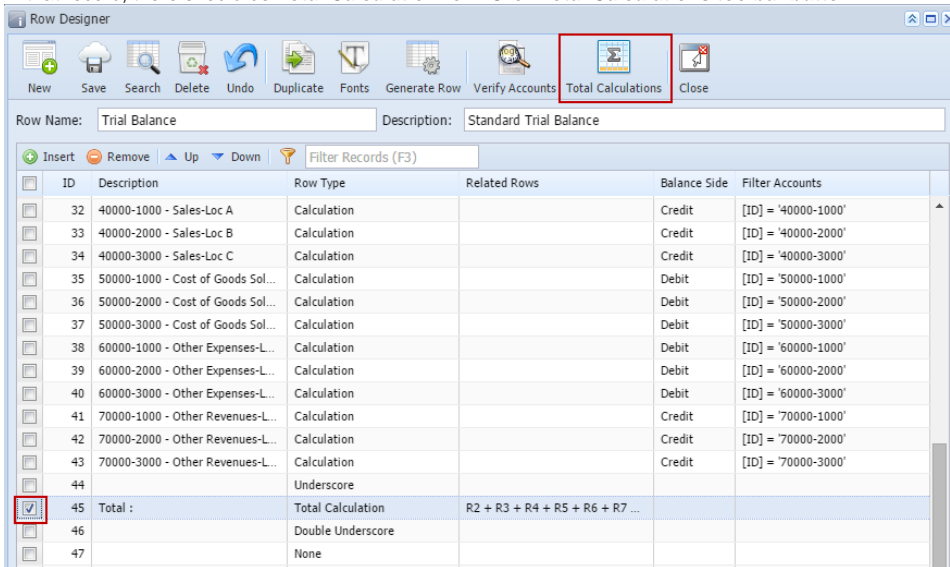
See [How to Configure Row Calculation to show on Credit and Debit columns](#) for help on how Show Credit and Show Debit work.

The **Total Calculation row** should need to be configured properly to work with your report column. There are instances where balances for this row may or may not be shown in a specific column and that is what this article will explain.

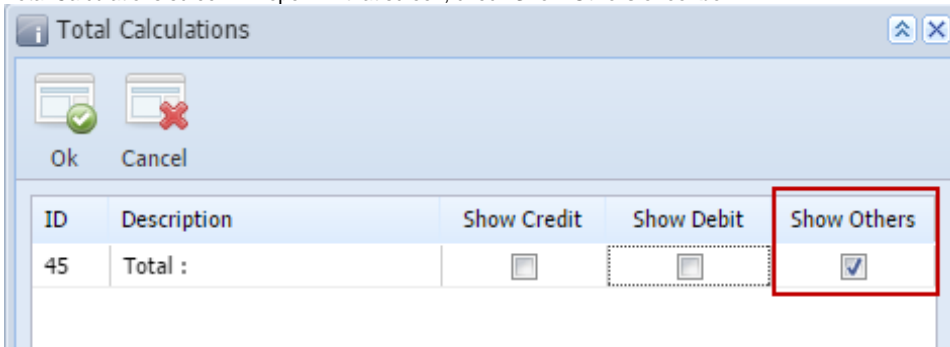
Follow the steps below to guide you on how to configure **Total Calculation row** and show row balances on **Other columns**, except Credit and Debit columns.

1. [Open](#) row designer record.

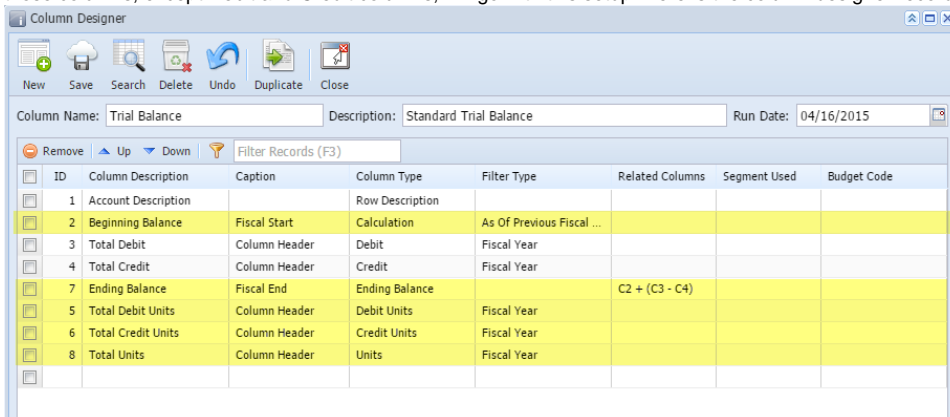
- In that record, there should be **Total Calculation row**. Click **Total Calculations toolbar button**.



- Total Calculations screen will open. In that screen, check **Show Others checkbox**.



- In your column designer record, there should be Calculation, Column Calculation or other columns that are intended to show row balances. All of those columns, except Debit and Credit columns, will go with this setup. Here is the column designer record we will use for this illustration.



- Generate the report. You can generate report either way:
 - Click **Print toolbar button** from Financial Reports screen. See [How to Print Report from Financial Report Viewer screen](#).
 - Click **Generate toolbar button** from Report Builder screen. See [How to Print Report from the Report Builder screen](#).
- If Show Report Settings checkbox is checked in the Report builder for a specific report, then Report Settings will be shown. In that screen, click **Print toolbar button**. See also [How to Show Report Settings screen before report preview](#).

This is how the report will look like with the above setup. Total is shown on rows that are intended to show balances, except for Debit and Credit columns, along with underscore and double-underscore preceding or following it.

Trial Balance

As Of 4/15/2015

Thursday, April 16, 2015

11:46 AM

	1/1/2015	Total Debit	Total Credit	12/31/2015	Total Debit Units	Total Credit Units	Total Units
10300-1000 - Inventory-Loc A	1,900.00	2,449.75	300.00	4,049.75	224.97	30.00	194.97
10300-2000 - Inventory-Loc B	0.00	1,600.00	0.00	1,600.00	224.97	0.00	224.97
10300-3000 - Inventory-Loc C	0.00	1,200.00	0.00	1,200.00	224.97	0.00	224.97
20000-1000 - Accounts Payable-Loc A	0.00	0.00	650.00	650.00	0.00	0.00	0.00
30000-1000 - Owner's Equity-Loc A	1,100.00	0.00	500.00	1,600.00	0.00	0.00	0.00
30000-2000 - Owner's Equity-Loc B	0.00	0.00	800.00	800.00	0.00	0.00	0.00
30000-3000 - Owner's Equity-Loc C	0.00	0.00	580.00	580.00	0.00	0.00	0.00
40000-1000 - Sales-Loc A	1,000.00	0.00	2,500.00	3,500.00	0.00	250.00	250.00
40000-2000 - Sales-Loc B	0.00	0.00	1,100.00	1,100.00	0.00	250.00	250.00
40000-3000 - Sales-Loc C	0.00	0.00	800.00	800.00	0.00	250.00	250.00
50000-1000 - Cost of Goods Sold-Loc A	150.00	800.00	0.00	950.00	80.00	0.00	80.00
50000-2000 - Cost of Goods Sold-Loc B	0.00	250.00	0.00	250.00	50.00	0.00	50.00
50000-3000 - Cost of Goods Sold-Loc C	0.00	150.00	0.00	150.00	50.00	0.00	50.00
60000-1000 - Other Expenses-Loc A	50.00	900.25	0.00	950.25	0.00	0.00	0.00
60000-2000 - Other Expenses-Loc B	0.00	50.00	0.00	50.00	0.00	0.00	0.00
60000-3000 - Other Expenses-Loc C	0.00	30.00	0.00	30.00	0.00	0.00	0.00
70000-1000 - Other Revenues-Loc A	0.00	0.00	200.00	200.00	0.00	0.00	0.00
Total :	4,200.00		200.00	0.00	854.91	780.00	1,574.91

See [How to Configure Row Calculation to show on Credit and Debit columns](#) for help on how Show Credit and Show Debit work.

The **Total Calculation** row should need to be configured properly to work with your report column. There are instances where balances for this row may or may not be shown in a specific column and that is what this article will explain.

Follow the steps below to guide you on how to configure **Total Calculation** row and show row balances on **Other** columns, except Credit and Debit columns.

1. Open row designer record.
2. In that record, there should be **Total Calculation** row. Click **Total Calculations** toolbar button.

3. Total Calculations screen will open. In that screen, check **Show Others** checkbox.

4. In your column designer record, there should be Calculation, Column Calculation or other columns that are intended to show row balances. All of those columns, except Debit and Credit columns, will go with this setup. Here is the column designer record we will use for this illustration.

5. Generate the report. You can generate report either way:
 - a. Click **Print** toolbar button from Financial Reports screen. See [How to Print Report](#).
 - b. Click **Generate** toolbar button from Report Builder screen. See [How to Generate Report](#).
6. If **Show Report Settings** checkbox is checked in the Report builder for a specific report, then Report Settings will be shown. In that screen, click **Print** toolbar button.

This is how the report will look like with the above setup. Total is shown on rows that are intended to show balances, except for Debit and Credit columns, along with underscore and double-underscore preceding or following it.

Trial Balance

As Of 9/17/2014

Wednesday, September 17, 2014
7:06 PM

	1/1/2014	Total Debit	Total Credit	12/31/2014
Asset	5,064.00	6,376.00	2,500.00	8,940.00
Liability	0.00	0.00	0.00	0.00
Equity	0.00	0.00	0.00	0.00
Revenue	7,536.00	0.00	6,376.00	13,912.00
Expense	2,472.00	2,500.00	0.00	4,972.00
Total	15,072.00			27,824.00

See [How to Configure Row Calculation to show on Credit and Debit columns](#) for help on how Show Credit and Show Debit work.