

Create Price Contract

A price contract allows for the entry of both the futures price and basis amount.

Here are the steps on how to add sequence:

1. Create a [Contract Header](#)
2. At the time of creating contract header select Pricing Type as Priced
3. To add sequence, click on the **Insert** button.

Contract Sequence - 100

Details | FX | Miscellaneous | History | Activities | Events

Sequence: 1 Quantity: 1,000.0 UOM: Bushels

Status: Open Net Weight: UOM:

Start Date: 11/8/2016 Packing Description: Bulk

End Date: Original Quantity:

Planned Availability: Unit/Layer:

Event Start Date: Layers/Pallet:

Updated Availability: No. of Lots: 0.200000

Location: 0001 - Fort Wayne No. of Sequences:

Contract Item: Market Zone

Item: CORN Discount:

Origin: Discount Table

Farm No: Schedule Code

Grade: Option:

Vendor Lot ID:

Pricing

Fixation By:

Pricing Type: Price Currency: USD

Futures Market: CBC Mn/Yr: Dec(2) 16

Basis:

Cash Price: UOM: Bushels

Total Cost:

Sequence Status

+ Insert X Remove

4. In the Contract Sequence screen enter the value in **Details** tab.
5. **Sequence No** is system generated. It is non-editable.
6. **Status** defaults to **Open**. Filed is not editable at the time of creation.
7. **Start Date** defaults to Contract date. To change the date, click on the combo box button to open the mini calendar and select date. Default Start date can be configured at System manager company configuration Contract Management

Company Configuration

Contract Management | Signature | Audit Log (42)

General

Assign Sale Contract ☒

Assign Purchase Contract ☒

Require DP Contract ☒

Auto Create DP Contract ☒

Default Contract Report: Coffee-CSR-A3019

Default Start Date Type: First Date of Current Month

Default End Date Type: Last Date of the Start Date's Month

Default End Date: 9/27/2017

Default Salesperson: Bob Smith

Default Packing Description: Bulk

Default Contract Status: Open

Default Container Type: 20 FEET

Allow Basis Application to Tickets ☒

Cash Future Price: Either

System Manager

General Ledger

Credit Card Recon

Inventory

Purchasing

Sales

Payroll

Notes Receivable

Ticket Management

Contract Management

Risk Management

Logistics

Tank Management

Card Fueling

CRM

Help Desk

8. To enter **End Date**, click on the combo box button to open the mini calendar and select date. Default End date can be configured at System manager company configuration Contract Management

The screenshot shows the 'Company Configuration' window with the 'Contract Management' tab selected. In the 'General' section, the 'Default End Date Type' is highlighted with a red box and set to 'Last Date of the Start Date's Month'. Other visible settings include 'Assign Sale Contract' (checked), 'Assign Purchase Contract' (checked), 'Require DP Contract' (checked), 'Auto Create DP Contract' (checked), 'Default Contract Report' (Coffee-CSR-A2019), 'Default Start Date Type' (First Date of Current Month), 'Default End Date' (9/27/2017), 'Default Salesperson' (Bob Smith), 'Default Packing Description' (Bulk), 'Default Contract Status' (Open), 'Default Container Type' (20 FEET), 'Allow Basis Application to Tickets' (checked), and 'Cash Future Price' (Either).

9. To enter **Event Start Date**, click on the combo box button to open the mini calendar and select date.
10. To enter **Planned Availability**, click on the combo box button to open the mini calendar and select date.
11. To enter **Updated Availability**, click on the combo box button to open the mini calendar and select date.
12. The **Location** field is automatically filled in with the default Location set in the User configuration. To change it for a different location, select Location from combo box.
13. The **Item** field is automatically filled in with the item configured for the location. To change item, select item from combo box.
14. **Origin**
15. To capture the Garden/Estate name, enter **Farm ID**.
16. Enter **Vendor Lot ID**.
17. Select the **Container Type** from the drop list.
18. Enter the **No of containers**.
19. The **Quantity** field is automatically filled in with the default contract header qty. Enter different quantity to change the data.
20. The **UOM** field is automatically filled in with the stock UOM set in the **Inventory > Item** option. To change it for a specific contract, select different UOM from combo box.

The screenshot shows the 'Contract Sequence - 100' window. The 'Details' tab is active, displaying various contract fields. Key fields include 'Sequence' (1), 'Status' (Open), 'Start Date' (11/8/2016), 'End Date' (11/8/2016), 'Planned Availability' (11/10/2016), 'Event Start Date' (11/10/2016), 'Updated Availability' (11/10/2016), 'Location' (0001 - Fort Wayne), 'Contract Item' (Market Zone), 'Item' (CORN), 'Origin' (Discount Table), 'Farm No' (Schedule Code), 'Grade' (Option), 'Vendor Lot ID' (Split), 'Reference' (Split), 'Container Type' (Split), and 'No. of Containers' (0.200000). The 'Pricing' tab is also visible, showing 'Fixation By' (Currency), 'Pricing Type' (USD), 'Futures Market' (Mn/Yr), 'Basis' (Dec(Z) 16), 'Cash Price' (UOM: Bushels), and 'Total Cost'.

21. Net Weight
22. Original Quantity
23. Unit/Layer
24. Layer/Pallet
25. Select **Fixation By** from the drop list.

26. The **Price Type** field is automatically filled in with the default contract header pricing type. To change it for a specific type, select different type from combo box.

The screenshot shows the 'Contract Sequence - 100' form. The 'Pricing' section on the right has 'Price Type' set to 'Priced'. Other fields include 'Quantity: 1,000,000', 'UOM: Bushels', 'Status: Open', 'Start Date: 11/8/2016', 'End Date: 11/8/2016', 'Planned Availability: 11/10/2016', 'Event Start Date: 11/10/2016', 'Updated Availability: 11/10/2016', 'Location: 0001 - Fort Wayne', 'Contract Item: CORN', 'Origin: ', 'Farm No: ', 'Grade: ', 'Vendor Lot ID: ', 'Packing Description: Bulk', 'Original Quantity: ', 'Unit/Layer: ', 'Layers/Pallet: ', 'No. of Lots: 0.200000', 'No. of Sequences: ', 'Discount: ', 'Discount Table: ', 'Schedule Code: ', 'Option: ', 'Split: ', 'Fixation By: ', 'Basis: Basis', 'Cash Price: HTA', 'Total Cost: ', 'Marks: DP (Priced Later)', '+ Insert Cash', 'Bag Mark: ', 'Default: '.

27. The **Future Market, Mn/Yr** field is automatically filled in with the default Market and Month/Year is associated with Commodity. To change it for a specific contract, select different Market and Month/Year from combo box.

The screenshot shows the 'Contract Sequence - 100' form. The 'Pricing' section on the right has 'Price Type' set to 'Priced'. The 'Future Market' field is highlighted with a red box and contains 'CBOT Co'. The 'Mn/Yr' field is highlighted with a red box and contains 'Dec(Z) 16'. Other fields include 'Quantity: 1,000,000', 'UOM: Bushels', 'Status: Open', 'Start Date: 11/8/2016', 'End Date: 11/8/2016', 'Planned Availability: 11/10/2016', 'Event Start Date: 11/10/2016', 'Updated Availability: 11/10/2016', 'Location: 0001 - Fort Wayne', 'Contract Item: CORN', 'Origin: ', 'Farm No: ', 'Grade: ', 'Vendor Lot ID: ', 'Packing Description: Bulk', 'Original Quantity: ', 'Unit/Layer: ', 'Layers/Pallet: ', 'No. of Lots: 0.200000', 'No. of Sequences: ', 'Discount: ', 'Discount Table: ', 'Schedule Code: ', 'Option: ', 'Split: ', 'Fixation By: ', 'Basis: ', 'Cash Price: ', 'UOM: Bushels', 'Total Cost: ', 'Marks: ', '+ Insert X Remove Pattern View Q Filt', 'Bag Mark: ', 'Default: '.

28. For Priced Pricing Type, the followings field are mandatory.

The screenshot shows the 'Contract Sequence - 100' form. The 'Pricing' section on the right has 'Price Type' set to 'Priced'. The 'Future Market' field is highlighted with a red box and contains 'CBOT Co'. The 'Mn/Yr' field is highlighted with a red box and contains 'Dec(Z) 16'. Other fields include 'Quantity: 1,000,000', 'UOM: Bushels', 'Status: Open', 'Start Date: 11/8/2016', 'End Date: 11/8/2016', 'Planned Availability: ', 'Event Start Date: ', 'Updated Availability: ', 'Location: 0001 - Fort Wayne', 'Contract Item: CORN', 'Origin: ', 'Farm No: ', 'Grade: ', 'Packing Description: Bulk', 'Original Quantity: ', 'Unit/Layer: ', 'Layers/Pallet: ', 'No. of Lots: 0.200000', 'No. of Sequences: ', 'Discount: ', 'Discount Table: ', 'Schedule Code: ', 'Option: ', 'Split: ', 'Fixation By: ', 'Basis: ', 'Cash Price: ', 'UOM: Bushels', 'Total Cost: ', 'Marks: ', '+ Insert X Remove Pattern View Q Filt', 'Bag Mark: ', 'Default: '.

29. Enter Future price

30. To Enter Basis select Currency from the Currency drop down. Enter Basis value in the Next field and select Basis UOM from the UOM drop down.

Pricing

Fixation By: [Dropdown]

Pricing Type: Priced [Dropdown] Currency: USD [Dropdown]

Futures Market: LDN Sugar [Dropdown] Mn/Yr: Mar(H) 18 [Dropdown]

Futures: 12.5

Basis: USD [Dropdown] 1.2 [Text] Metric Tt [Dropdown]

Cash Price: 13.7 UOM: Metric Ton [Dropdown]

Total Cost: 0.00000

ERP

ERP PO No: [Text]

ERP Item No: [Text]

ERP Batch No: [Text]

Enter Basis

Contract Sequence - 100

Save Delete Undo Close Applied:

Details FX Miscellaneous History Activities Events

Sequence: 1 Quantity: 1,000,000 UOM: Bushels [Dropdown]

Status: Open Net Weight: 0.0000 UOM: [Dropdown]

Start Date: 11/8/2016 Packing Description: Bulk

End Date: 11/8/2016 Original Quantity: [Text]

Planned Availability: [Text] Unit/Layer: [Text]

Event Start Date: [Text] Layers/Pallet: [Text]

Updated Availability: [Text] No. of Lots: 0.200000

Location: 0001 - Fort Wayne No. of Sequences: [Text]

Contract Item: [Text] Market Zone: [Text]

Item: CORN Discount: [Text]

Origin: [Text] Discount Table: [Text]

Farm No: [Text] Schedule Code: [Text]

Pricing

Fixation By: [Dropdown]

Pricing Type: Basis [Dropdown] Currency: USD [Dropdown]

Futures Market: CBOT Co [Dropdown] Mn/Yr: Dec(Z) 16 [Dropdown]

Futures: [Text]

Basis: [Text]

Cash Price: [Text] UOM: Bushels [Dropdown]

Total Cost: [Text]

Marks

+ Insert X Remove Pattern View Filter

Bag Mark Default

31. Cash Price is auto calculated.
32. Select UOM from the UOM drop down.
33. The **Currency** field is automatically filled in with the default set in the Company preference option. To change it for a specific contract, select different currency from combo box.

Contract Sequence - 100

Save Delete Undo Close Applied:

Details FX Miscellaneous History Activities Events

Sequence: 1 Quantity: 0.0000 UOM: Bushels [Dropdown]

Status: Open Net Weight: [Text] UOM: [Dropdown]

Start Date: 11/8/2016 Packing Description: Bulk

End Date: 11/8/2016 Original Quantity: [Text]

Planned Availability: [Text] Unit/Layer: [Text]

Event Start Date: [Text] Layers/Pallet: [Text]

Updated Availability: [Text] No. of Lots: [Text]

Location: 0001 - Fort Wayne No. of Sequences: [Text]

Contract Item: [Text] Market Zone: [Text]

Item: CORN Discount: [Text]

Origin: [Text] Discount Table: [Text]

Farm No: [Text] Schedule Code: [Text]

Pricing

Fixation By: [Dropdown]

Pricing Type: Priced [Dropdown] Currency: USD [Dropdown]

Future Currency: [Text]

Future: EUR

Basis: USC

Cash Price: GBP

Total Cost: PHP

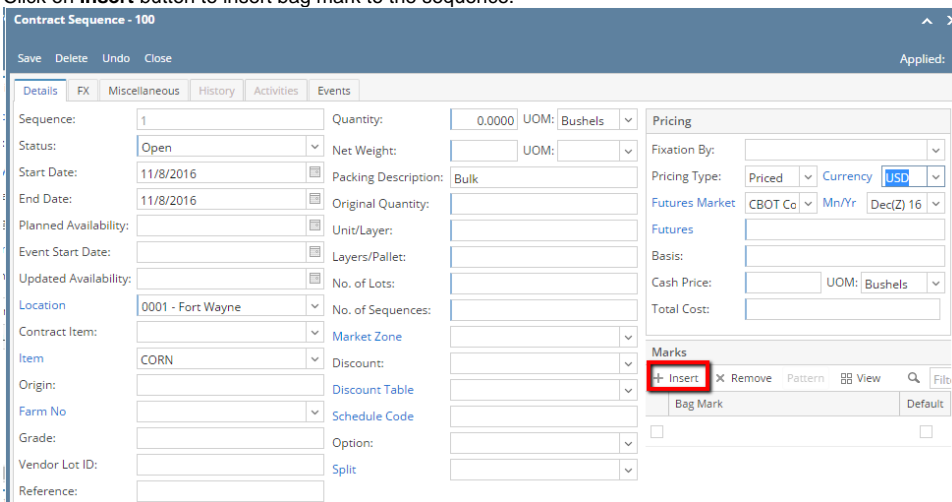
Marks: JPY

+ Insert USD

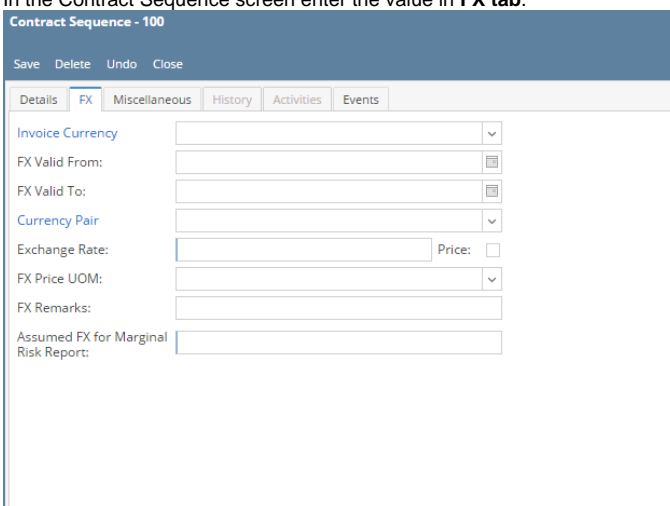
Bag Mark Default

34. No of Lots
35. Select **Market Zone** from the drop list.
36. Select **Discount** from the drop list.
37. Select **Schedule** from the drop list.
38. Select **Option** from the drop list.

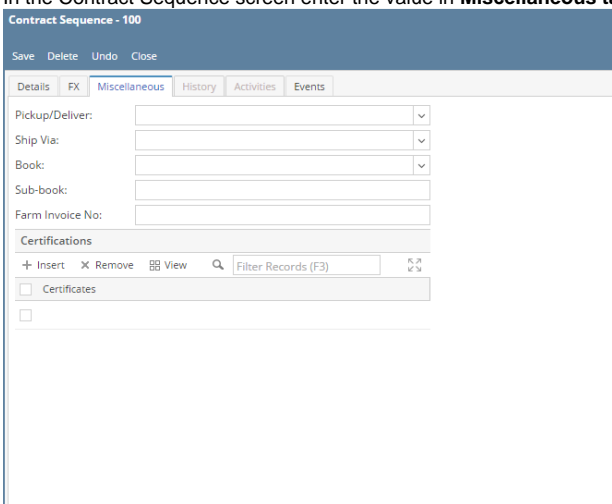
39. Click on **Insert** button to insert bag mark to the sequence.



40. In the Contract Sequence screen enter the value in **FX** tab.



41. Select the **Invoice currency** from the drop list.
42. To enter **FX Valid From**, click on the combo box button to open the mini calendar and select date.
43. To enter **FX Valid To**, click on the combo box button to open the mini calendar and select date.
44. Select **Currency Pair** from the drop down.
45. Provide valid **Exchange Rate**.
46. Provide Multi line **FX Remarks**.
47. Enter value for **Assumed FX for Marginal Risk Report**.
48. In the Contract Sequence screen enter the value in **Miscellaneous** tab.



49. Select **Pickup/ Delivery** from the drop list.
50. Select **Transportation** mode from the drop list.
51. Select **Book** from the drop list.
52. Select the **Sub Book** from the drop list. List will display sub books which are associated with the Book.

53. Enter **Farm Invoice No.**
54. Click on **Insert** button to insert certification to the sequence.

Contract Sequence - 2934

Save Delete Undo Close

Applied:

Details FX Miscellaneous History Activities (0) Events

Pickup/Deliver:

Ship Via: **+ Insert** Remove Export View Filter

Farm Invoice No:

Producer:

Claims to Producer: ☐

Fronting: ☐

Invoice: ☐

Provisional Invoice: ☐

Quantity Final: ☐

Certifications

☐ Certificates

Marks

+ Insert X Remove Pattern Export View

Bag Mark* Default

☐

Contract Sequence - 100

Save Delete Undo Close

Details FX Miscellaneous History Activities Events

Pickup/Deliver:

Ship Via:

Book:

Sub-book:

Farm Invoice No:

Certifications

+ Insert X Remove View Filter Records (F3)

☐ Certificates

☐

55. Click on **Save** button.

Contract Sequence - 100

Save Delete Undo Close

Applied:

Details FX Miscellaneous History Activities Events

Sequence: Quantity: 0.0000 UOM: Bushels

Status: Open Net Weight: UOM:

Start Date: 11/8/2016 Packing Description: Bulk

End Date: 11/8/2016 Original Quantity:

Planned Availability: Unit/Layer:

Event Start Date: Layers/Pallet:

Updated Availability: No. of Lots:

Location: 0001 - Fort Wayne No. of Sequences:

Contract Item: Market Zone:

Item: CORN Discount:

Origin: Discount Table:

Farm No: Schedule Code:

Grade: Option:

Vendor Lot ID: Split:

Reference:

Container Type:

No. of Containers:

Pricing

Fixation By:

Pricing Type: Priced Currency USD

Futures Market CBOT Co Mn/Yr Dec(Z) 16

Futures:

Basis:

Cash Price: UOM: Bushels

Total Cost:

Marks

+ Insert X Remove Pattern View Filter

Bag Mark Default

☐

56. Sequence is added with Contract.

Contract - 100

New Save Refresh Search Delete Undo Duplicate Print Email Process Close

Details

Additional Info

Documentation

Audit Log (0)

Activities (0)

History

Template

Contract Date: 11/8/2016

INCO/Ship Term FCA

Contract No: 100

Type: Purchase

Entity Contract:

Warehouse

FG Station

Salesperson Bob Smith

Entity ABC Trucking

Provisional:

Country: United States

Contract Text

Contact:

Load Based

Position

Grades

Category:

Load: # of Loads:

Pricing Type: Priced

Weights

Commodity Corn

Qty/Load:

Terms Net 15

Signed:

Printed:

Quantity: 1,000.000 Bushels

+ Insert

X Remove

Open

Copy

Slice

Load Schedule

Quality Capture

Transfer

View

Filter Records (F3)

Sequence	Status	Location	Contract It	Item	Start Date	End Date	Pickup/Deliver	Transportation Mode	Contracted	UOM	Balance	Ap
1	Open		CORN		11/8/2016	11/8/2016			1,000.0000	Bushels		

57. To add another sequence click on the **Insert** button.