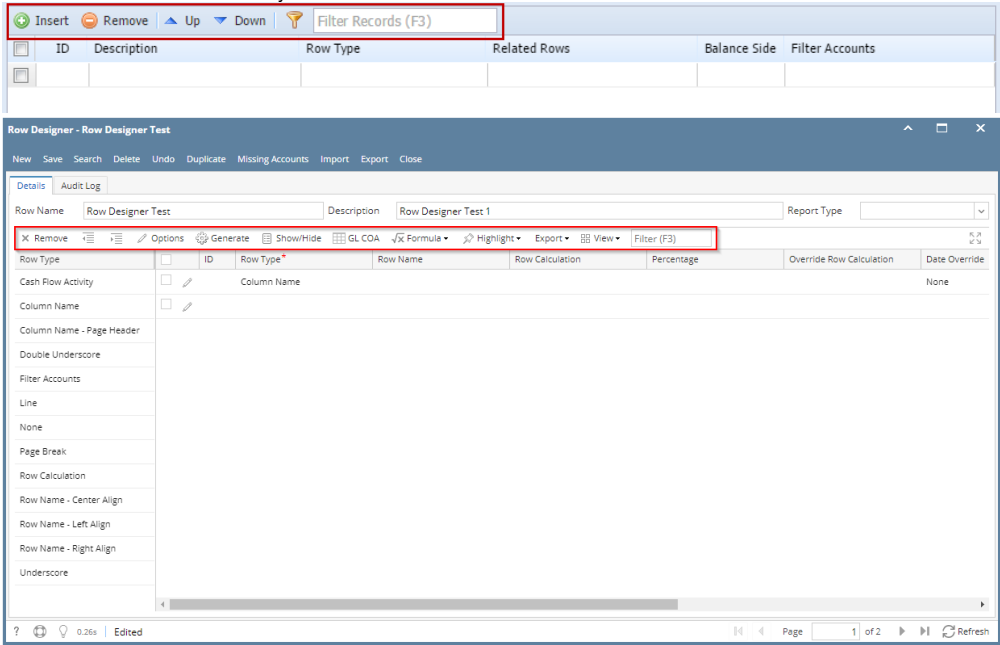


# Grid section of the screen

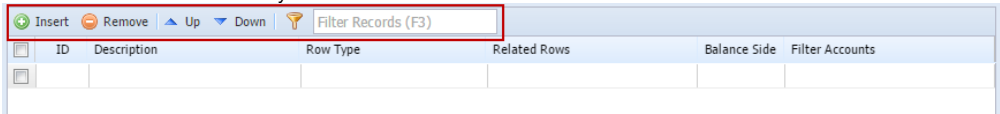
In most of Financial Report Designer screens, there is that grid-like portion with the **Insert, Remove, Up, Down** and **Filter** buttons. Beside the Filter button is the **Filter field** where you can enter value to filter.



The following topics will detail how you will use it.

- [How to Add row](#)
- [How to Filter row](#)
- [How to Insert row](#)
- [How to Move row](#)
- [How to Remove row](#)

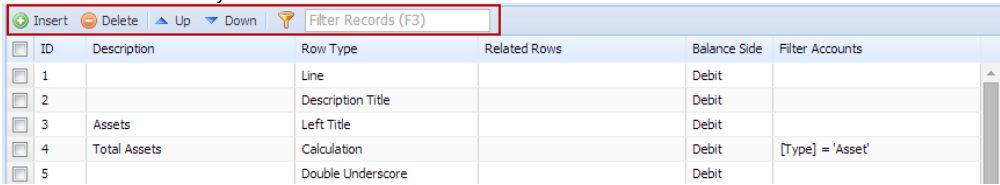
In most of Financial Report Designer screens, there is that grid-like portion with the **Insert, Remove, Up, Down** and **Filter** buttons. Beside the Filter button is the **Filter field** where you can enter value to filter.



The following topics will detail how you will use it.

- [How to Add row](#)
- [How to Filter row](#)
- [How to Insert row](#)
- [How to Move row](#)
- [How to Remove row](#)

In most of Financial Report Designer screens, there is that grid-like portion with the **Insert, Delete, Up, Down** and **Filter** buttons. Beside the Filter button is the **Filter field** where you can enter value to filter.



The following topics will detail how you will use it.

- [How to Add row](#)
- [How to Filter row](#)
- [How to Insert row](#)

- [How to Move row](#)
- [How to Remove row](#)