

How to set-up the Driver Tablet


Mobile Billing is an application where the driver can have a shift to deliver, load the inventory and report directly on the main office.

Requirements for driver set-up

- a. Tablet, Bluestacks or Android Emulator.
- b. Apps from Google Play Store or latest APK (You can find the APK on this [link](#)).
- c. URL of the i21 environment to be use.
- d. Driver username and password (Guide on how to create a driver on this [link](#)).
- e. Location is ON. WIFI is ON.
- f. Any PDF reader installed in your gadget.

1. .Load the **Mobile Billing Application | Server Configuration**

- a. Enter the **URL** of the i21 environment.
- b. Choose a **Company** | Click **ADD CONNECTION** | Click **Save** button.



The image shows the iRely application interface. At the top center is the iRely logo. Below it are two input fields: 'Username' and 'Password'. Under the password field is a 'SIGN IN' button. Below the sign in button is a 'SERVER CONFIGURATION' button with a checkmark icon. At the bottom, there is a version number: 'Version : 22.1.202300127.1'.

7:31

← Connection

5 SAVE

Enter the i21 link and company you want to connect

Link 1 ×

Company 2 02 ▾

3 ADD CONNECTION


Select Server Name to connect:

http://74.208.131.140/MBILPROD221001 - 02 4 ⦿

2. BACK to Login page

- a. Enter the **Username** and **Password** (Guide on how to create a driver on this [link](#)).
- b. Click **SIGN IN** button

8:12 📶 50%



Username drivermary@test.com ×

Password ×

SIGN IN

☒ SERVER CONFIGURATION

Version : 22.1.202300127.1

|||
□
<




3. Receive Data from i21 application

- a. Click **Receive Full Data** button | Click **YES** on "Do you want to import fresh data?"

Note: Full Data Received field should fill out by date and time of the succeeded received data.


7. Click **START SHIFT** button | Click **YES** on "Are you sure you want to start a new shift?"


8:42





20%


ACTIVITIES

 Dashboard


 Shift


 Stops


 Customer


 Line Flush and Transfer


MAINTENANCE

 Truck Inventory

 Invoice

 Payment

 Load Deliveries

 View PDF

Shift

RECEIVE FULL DATA

START SHIFT

Full Data Received:

2/1/2023, 7:57:18 AM

Driver Info:

22524 - Driver Mary Con

Truck:

565

Trailer No.:

Trail 001

Shift #:

Shift 1

Shift Started:

Feb 1, 2023, 08:42:19 AM

Start Odometer:

0201001

Start Totalizer:

0

Number of Orders:

1