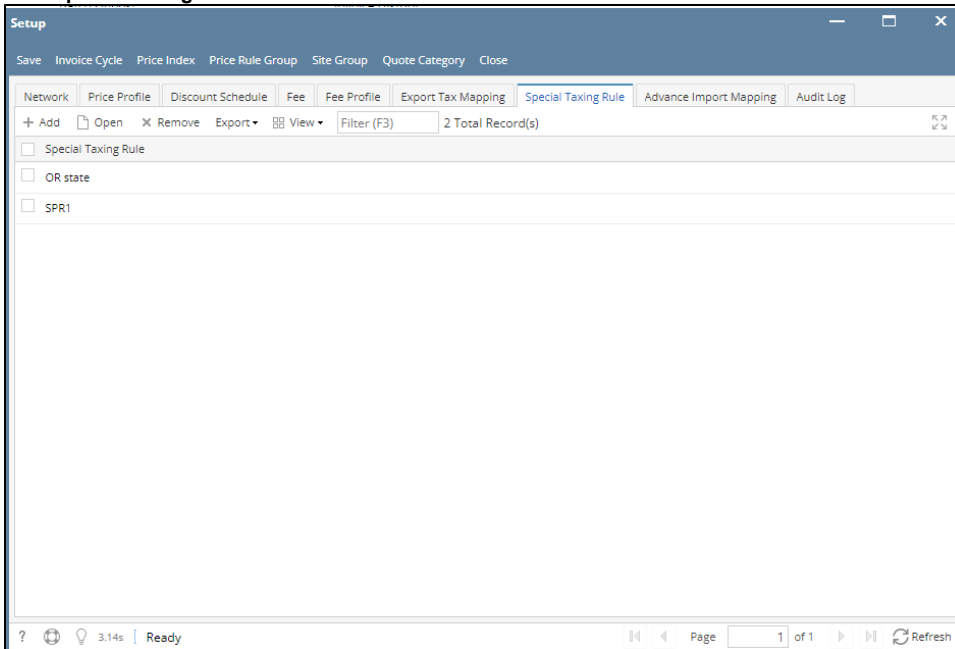


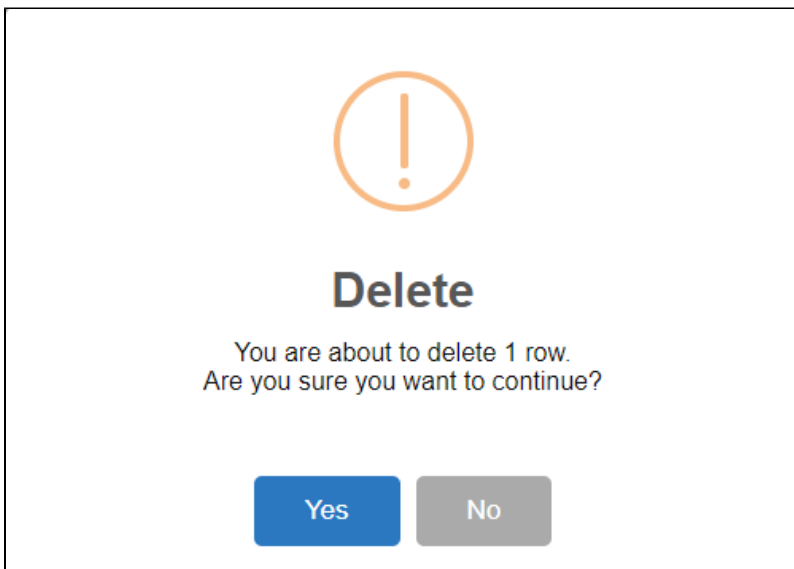
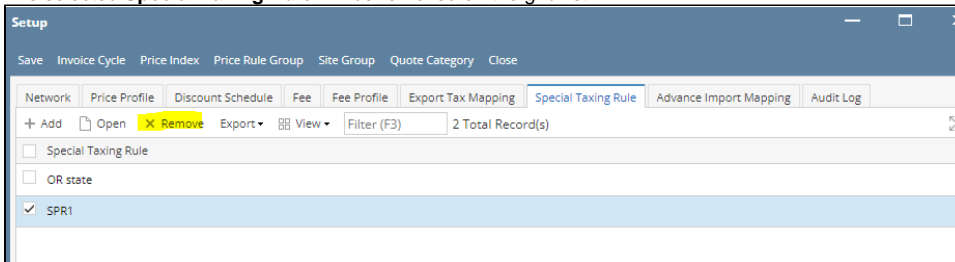
How to Delete Special Taxing Rule

Delete a Special Taxing Rule via Remove grid button

1. From **Card Fueling** module, click **Setup**. The **Setup** screen will be displayed. Click **Special Taxing Rule** tab screen.



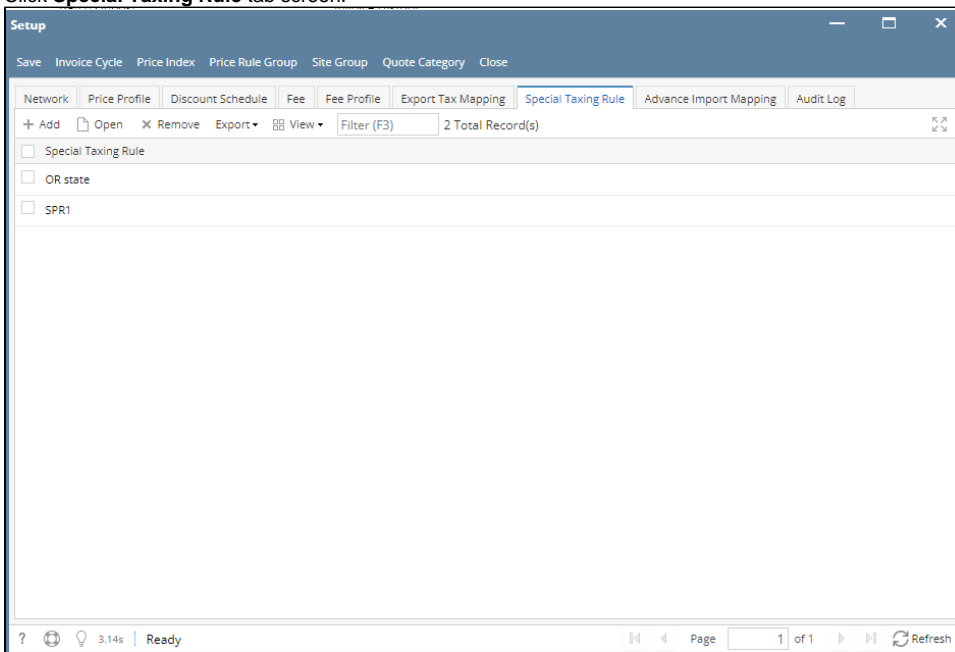
2. Select an **Special Taxing Rule** to be deleted. You can choose multiple **Special Taxing Rule** records.
3. Click **Remove** grid button. Delete message confirmation will prompt, click **Yes** button. The selected **Special Taxing Rule** will be removed on the grid list.



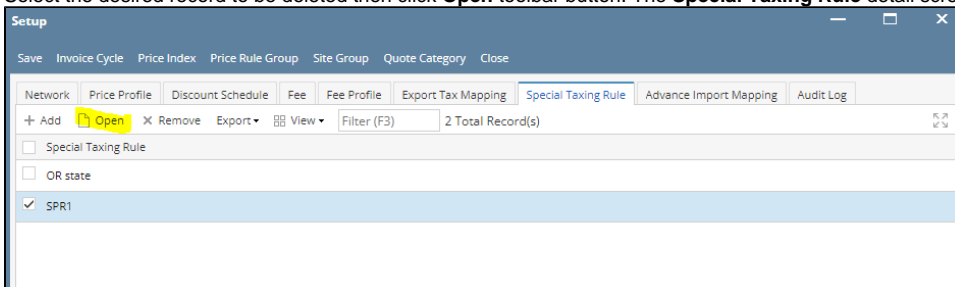
4. Click **Save** toolbar button.

Delete an Special Taxing Rule via Delete toolbar button

1. From **Card Fueling** module, click Setup. The **Setup** screen will be displayed.
Click **Special Taxing Rule** tab screen.



2. Select the desired record to be deleted then click **Open** toolbar button. The **Special Taxing Rule** detail screen will be displayed.



3. Click **Delete** toolbar button. Delete confirmation message will prompt, click **Yes** button.
The **Special Taxing Rule** detail screen will be closed.

Special Taxing Rule

Save

Delete

Close

Details

Audit Log

Description

SPR1

Type

wwe

Tax Code

X Remove

Tax Code

PA Excise Tax Diesel Clear

Sites



X Remove

Site

042439

Site Group

SampleSiteGroup

?   0.7s | Ready

Page 1 of 1

Refresh



Delete

Are you sure you want to delete this record?

Yes

No