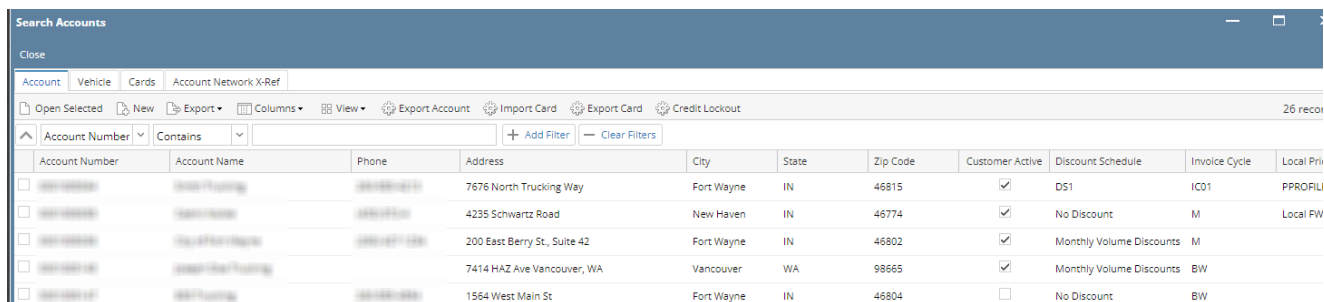


# How to Add a Card Fueling Card

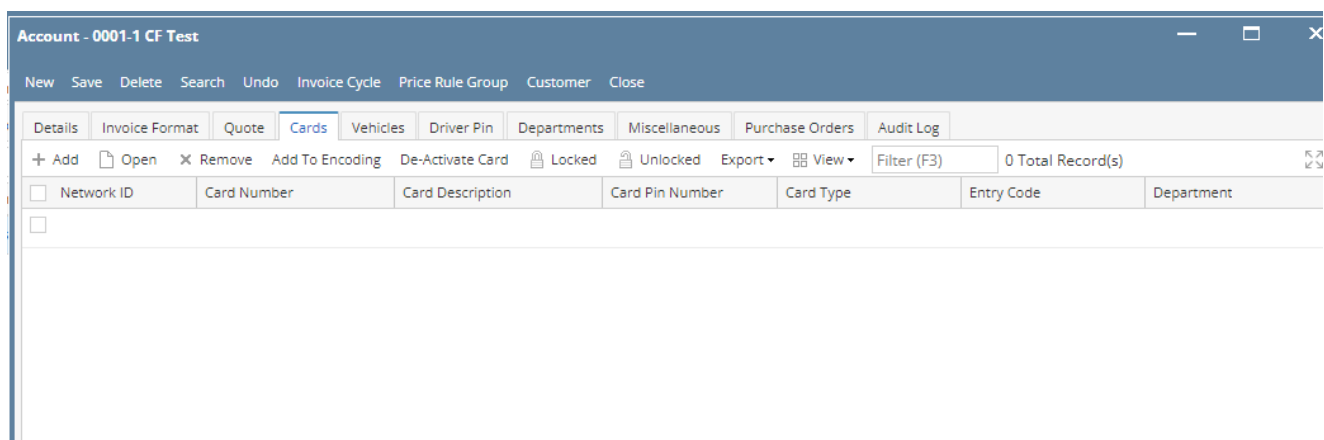
1. From **Card Fueling** module, click **Card Accounts**. Display the **Account search screen** and existing CF Accounts.



The screenshot shows the 'Search Accounts' window with the 'Account' tab selected. It displays a table of existing CF Accounts with columns for Account Number, Account Name, Phone, Address, City, State, Zip Code, Customer Active, Discount Schedule, Invoice Cycle, and Local Pri. The table contains five rows of data.

| Account Number | Account Name | Phone        | Address                      | City       | State | Zip Code | Customer Active                     | Discount Schedule        | Invoice Cycle | Local Pri |
|----------------|--------------|--------------|------------------------------|------------|-------|----------|-------------------------------------|--------------------------|---------------|-----------|
| 0001-0001      | CF Test      | 202-555-0101 | 7676 North Trucking Way      | Fort Wayne | IN    | 46815    | <input checked="" type="checkbox"/> | DS1                      | IC01          | PPROPRI   |
| 0001-0002      | CF Test      | 202-555-0102 | 4235 Schwartz Road           | New Haven  | IN    | 46774    | <input checked="" type="checkbox"/> | No Discount              | M             | Local PW  |
| 0001-0003      | CF Test      | 202-555-0103 | 200 East Berry St., Suite 42 | Fort Wayne | IN    | 46802    | <input checked="" type="checkbox"/> | Monthly Volume Discounts | M             |           |
| 0001-0004      | CF Test      | 202-555-0104 | 7414 HAZ Ave Vancouver, WA   | Vancouver  | WA    | 98665    | <input checked="" type="checkbox"/> | Monthly Volume Discounts | BW            |           |
| 0001-0005      | CF Test      | 202-555-0105 | 1564 West Main St            | Fort Wayne | IN    | 46804    | <input type="checkbox"/>            | No Discount              | BW            |           |

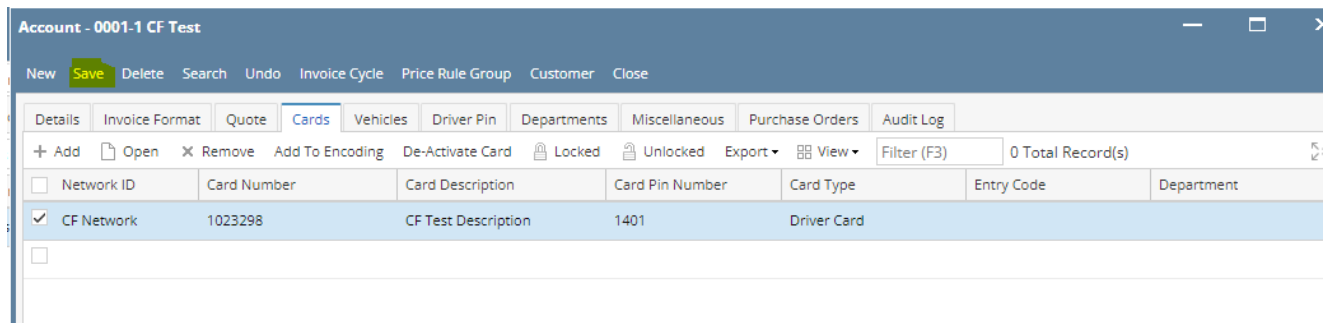
2. Select a CF Account then click **Open Selected** button. This will display the CF Account detail screen and focus should be on **Cards** tab.



The screenshot shows the 'Account - 0001-1 CF Test' detail screen. The 'Cards' tab is selected, and the table is empty, showing 0 Total Record(s).

| Network ID | Card Number | Card Description | Card Pin Number | Card Type | Entry Code | Department |
|------------|-------------|------------------|-----------------|-----------|------------|------------|
|------------|-------------|------------------|-----------------|-----------|------------|------------|

3. To create Card on CF Account, enter required values: **Network ID**, **Card Number**, **Card Description**, **Card PIN Number** and **Last Used Date** on grid then click on Save.



The screenshot shows the 'Account - 0001-1 CF Test' detail screen. The 'Cards' tab is selected, and a new card has been added to the table.

| Network ID                                     | Card Number | Card Description    | Card Pin Number | Card Type   | Entry Code | Department |
|--|-------------|---------------------|-----------------|-------------|------------|------------|
| <input checked="" type="checkbox"/> CF Network | 1023298     | CF Test Description | 1401            | Driver Card |            |            |

4. Another way to create Card on CF Account is to click on **Add** grid button and fill out complete Card details. Created Card will also be displayed on Card grid upon saving.

| Account - 0001-1 CF Test            |                |             |                       |                  |                 |   |
|-------------------------------------|----------------|-------------|-----------------------|------------------|-----------------|---|
| New                                 | Save           | Delete      | Search                | Undo             | Invoice Cycle   | Price Rule Group Customer Close                     |
| Details                             | Invoice Format | Quote       | Cards                 | Vehicles         | Driver Pin      | Departments Miscellaneous Purchase Orders Audit Log |
| + Add                               | Open           | X Remove    | Add To Encoding       | De-Activate Card | Locked Unlocked | Export View Filter (F3) 2 Total Record(s)           |
| <input type="checkbox"/>            | Network ID     | Card Number | Card Description      | Card Pin Number  | Card Type       | Entry Code Department                               |
| <input checked="" type="checkbox"/> | CF Network     | 3234123     | CF Test Description 2 | 1232             | Driver Card     |   |
| <input type="checkbox"/>            | CF Network     | 1023298     | CF Test Description   | 1401             | Driver Card     |   |
| <input type="checkbox"/>            |                |             |                       |                  |                 |   |