


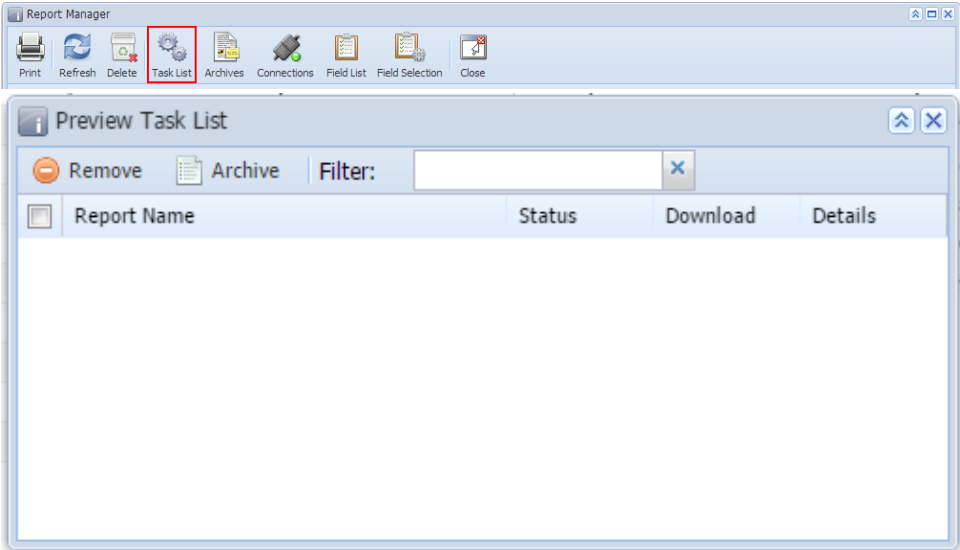
Preview Task List

Preview Task List serves as queue manager. All generation of reports will be added and shown on this screen.


How to open the Preview Task List screen:

 **Printing a report** will automatically open the **Preview Task List** screen.

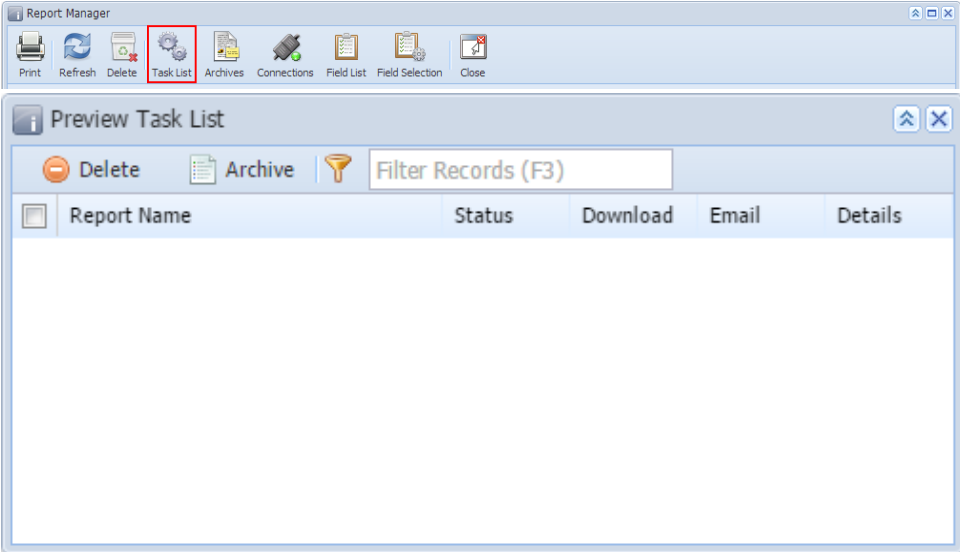
- 1. Open the **Report Manager** screen. Refer to [Report Manager](#).
- 2. Click the **Task List** toolbar button.



How to open the Preview Task List screen:

 **Printing a report** will automatically open the **Preview Task List** screen.

- 1. Open the **Report Manager** screen. Refer to [Report Manager](#).
- 2. Click the **Task List** toolbar button.



- [Task List Status](#)