

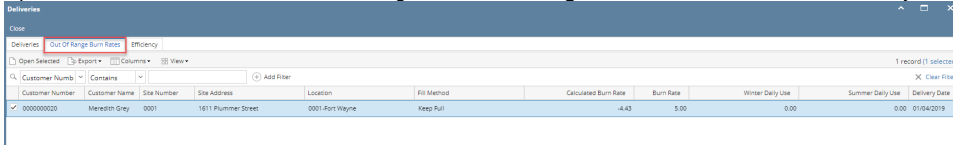
Out of Range Burn Rates

Out of Range Burn Rates Tab in Deliveries Search screen displays the list of the consumption sites with actual calculated burn rates that are outside the upper and lower limit of Burn Rate Adjustment Range. The grid includes details like customer number and name, site number and description, burn rate, and winter/ summer daily use.

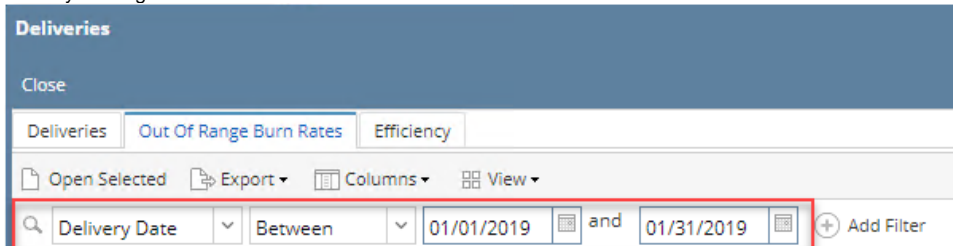
This range can be set up on Company Preferences screen > TM Options.

Here is how to use and view out of range burn rate report.

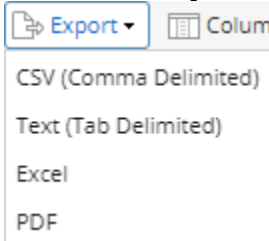
1. Open the Deliveries Search screen and navigate to **Out of Range Burn Rates tab**. Customer delivery details will be listed on the grid.



2. Filter specific records using the Advance Filter (magnifying glass icon) to list the records needed for the report. Additional parameters can be also done by clicking the **+ Add Filter** button.



3. Select the record on grid and click Export button. The report can be exported and viewed via CSV, Text, Excel or PDF file.



4. Below is the preview of the report as exported via PDF:

Deliveries										iRely LLC Wednesday, January 9, 2019
Customer Number	Customer Name	Site Number	Site Address	Location	Fill Method	Calculated Burn Rate	Burn Rate	Winter Daily Use	Summer Daily Use	Delivery Date
0000000020	Meredith Grey	0001	1611 Plummer Street	0001-Fort Wayne	Keep Full	-4.43	5.00	0.00	0.00	04/01/2019 12:00:00 AM



This report has been simplified and was removed under the Reports menu in version 17.1. Leak Check/Gas Check has been moved to **Deliveries > Out of Range Burn Rates Tab**.

This report list down the consumption sites with actual calculated burn rates that are outside the upper and lower limit of Burn Rate Adjustment Range. The report will include details like customer number and name, site number and description, burn rate, and winter/ summer daily use.

This range can be set up on Company Preferences screen > TM Options.

Here is how to use and preview this report.

1. Open Report Parameters screen of Out of Range Burn Rates report.

2. Fill out report's parameter section. This report has a single criterion which is Date Sync or the synchronization date.

Report Parameters - Out of Range Burn Rates

Preview Defaults Save Close

X Remove
Layout
Filter Records (F3)

Field Name	Condition	From	To	Join
<input type="checkbox"/> Date Sync	Between			And
<input type="checkbox"/>				

Report Options

Description Apply

Sort Options

X Remove Filter:

Sort Field Name	Sort Direction
	Ascending

Ready

3. Click **Preview** toolbar button. **Preview Task List** form will display then the report's preview.

Preview Task List

X Remove Archive Layout Filter Records (F3)

Report Name	Status	Download	Details
<input type="checkbox"/> Out of Range Burn Rates			

Out of Range Burn Rates

i21 Demo Setup Company(Source)

Monday, April 25, 2016
04:07:06 PM

Customer		Consumption Site		Actual Calculated Burn Rates	Burn Rate	Daily Use	
		No.	Address			Winter	Summer
0001005078	Customer A	0001	1195 Riverbank Ct, Fort Wayne, IN 46803	-0.27	4.50	0.00	0.00
0001005079	Customer B	0002	4242 Flagstaff Cv, Fort Wayne, IN 46815	-0.11	4.50	0.00	0.00

This report list down the consumption sites with actual calculated burn rates that are outside the upper and lower limit of Burn Rate Adjustment Range. The report will include details like customer number and name, site number and description, burn rate, and winter/ summer daily use.

This range can be set up on Company Preferences screen > TM Options.

Here is how to use and preview this report.

1. Open Report Parameters screen of Out of Range Burn Rates report.

- Fill out report's parameter section. This report has a single criterion which is Date Sync or the synchronization date.

Report Parameters - Out of Range Burn Rates

Preview Defaults Save Close

Remove Filter Records (F3)

Field Name	Condition	From	To	Join
Date Sync	Between			And

Report Options

Description Apply

Sort Options

Remove Filter:

Sort Field Name Sort Direction

Ascending

Ready

- Click **Preview** toolbar button. **Preview Task List** form will display then the report's preview.

Preview Task List

Remove Archive Filter:

Report Name	Status	Download	Details
Out of Range Burn Rates			

Report Viewer

Out of Range Burn Rates

Page 1 of 6529 Pdf

Out of Range Burn Rates **iRely Grain and Ag Co**

Tuesday, March 24, 2015
01:26:22 PM

Customer	Consumption Site		Actual Calculated Burn Rates	Burn Rate	Daily Use	
	No.	Address			Winter	Summer
000000021 SHELL PROPANE	0001	MAIN STREET, CAMBRIDGE, MN, 55008	60.00	59.40	0.00	0.00