

Create a VoIPstudio Account

1. Go to this link <https://voipstudio.com/>
2. On the upper right side, click the **LOGIN**
3. Click the **Register here**
4. Fill in the following fields and click the **Start my free trial** button or login using your existing account.

Start your 30 day free trial today

This field is required.

This field is required.

This field is required.

This field is required.

Note: Account confirmation will be emailed to you so please ensure that you have entered the correct email address.

CHOOSE YOUR PRICE PLAN

☒ **Pay as you go**
\$ 4.99 per user/ month

☐ **2K Bundle**
\$ 16.99 per user/ month

By agreeing to a free trial I confirm that I have read, understand and agree to [Terms and Conditions](#) and [Privacy Policy](#).

Start my free trial →

5. On your email account, check the email sent from VOIPstudio the click the given link and it will go to the Login Website.

Dear customer,

Thank you for choosing VoIPstudio.

A VoIPstudio account has been created for this email address:

jandayanrisney@gmail.com

For maximum security, please confirm the email address for your account by clicking on this link or copying and pasting it in your browser:

<https://voipstudio.com/c/5847c2aa79073b2046288bb12cbb>

Best regards,

VoIPstudio Team

6. Click the **Login** button

CUSTOMER LOGIN

Welcome to VoIPstudio

Please login here


 Your account is now confirmed. Please use your email address and password to login.

☐ Remember me










Login →

7. This will be shown, the user can now start filling out important fields of Steps 1 to 5 or skip this by clicking the **CLOSE**.

VOIP\STUDIO

Setup Wizard Step 1 of 5 | Status: Pending... 

CLOSE → NEXT



Welcome

Thank you for choosing VoIPstudio as your Cloud PBX solution. This setup wizard will help you get started and guide you through configuration process.

First please update your company billing profile, so VoIPstudio can offer the best service possible. There is no need to enter payment details at the moment. You will be able to do this any time during your 30 days Free Trial period. All settings and configuration will remain unchanged if you decide to continue using VoIPstudio service after Free Trial period.

CONTINUE →

Initial Admin User

First Name *
Risney

Last Name *
Jandayan

Email *
jandayanrisney@gmail.com

Billing Address

Company Name *

Address *

City *

Postcode *

Country *
Philippines

Currency *
1K Dollar

Activate Windows

Go to Settings to activate Windows.

☐ Don't show Setup Wizard on start up again.

- For the steps on how to use the VoIPstudio, you can refer below link
 - [How to use VoIPstudio](#)