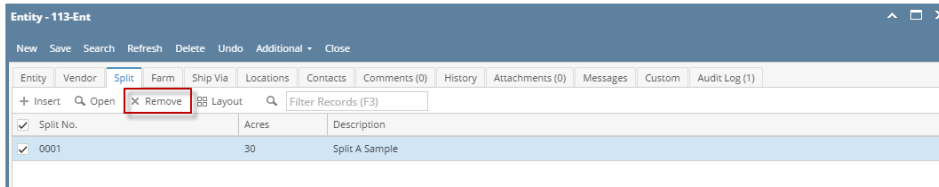


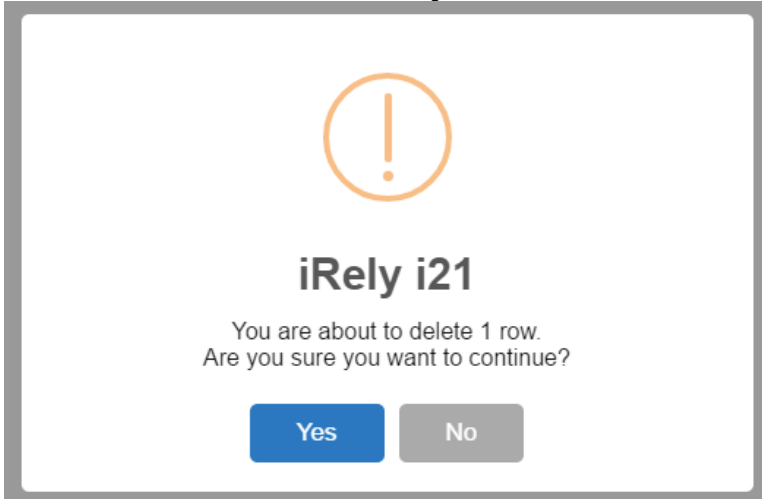
How to Delete an Entity Split

From Entity | **Split tab** | **Remove button**:

1. Open an existing entity record from any entities.
2. Navigate to **Split tab**.
3. In the grid area, select the split you wish to delete, and then click the **Remove button**.

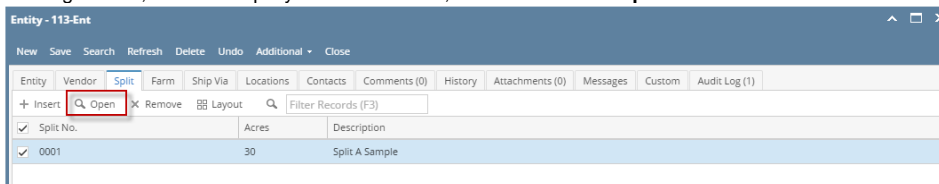


4. Click the **Yes button** on the confirmation message.



From Entity Split | **Delete button**:

1. Open an existing entity record from any entities.
2. Navigate to **Split tab**.
3. In the grid area, select the split you wish to delete, and then click the **Open button**.



4. On Entity Split screen, click the **Delete toolbar button**.



5. Select the **Yes button** on the confirmation message.

