

How to Configure Column and Column Stacked Chart Style

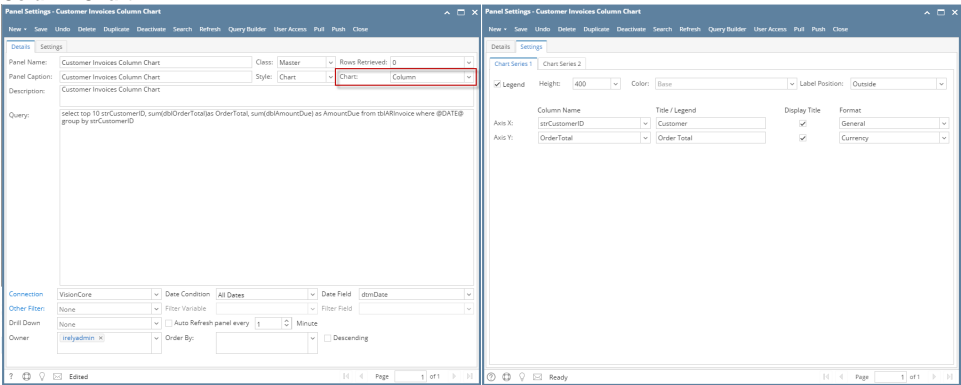
A **Column Chart** , also known as a bar chart, is a chart with rectangular bars of lengths usually proportional to the magnitudes or frequencies of what they represent. The bars can be horizontally or vertically oriented.

Configuration Option:

Name	Type	Default	Description
Legend	boolean	false	Title of the axis
Height	number	250	The height of the chart in pixels
Color	boolean/number	base	Graph coloring
Label Position	number	0	Labeling graphs
Axis X: Column Name	string		The Column Name of where we get the data.
Axis X: Title/Legend	string		Title to be set on the chart
Axis X: Display Title	boolean	false	
Axis X: Format	string	number	
Axis Y: Column Name	string		The Column Name of where we get the data.
Axis Y: Title/Legend	string		Title to be set on the chart
Axis Y: Display Title	boolean	false	
Axis Y: Format	string	number	

Sample Panel Settings:

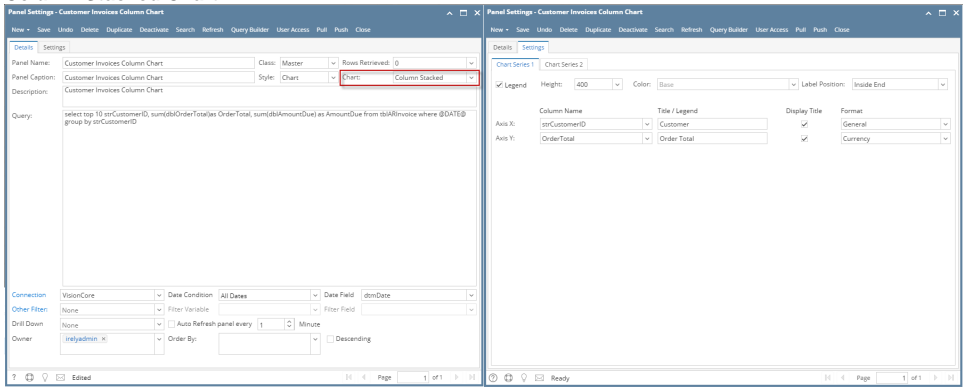
- Column Chart:



- Sample Result:



• **Column Stacked Chart:**

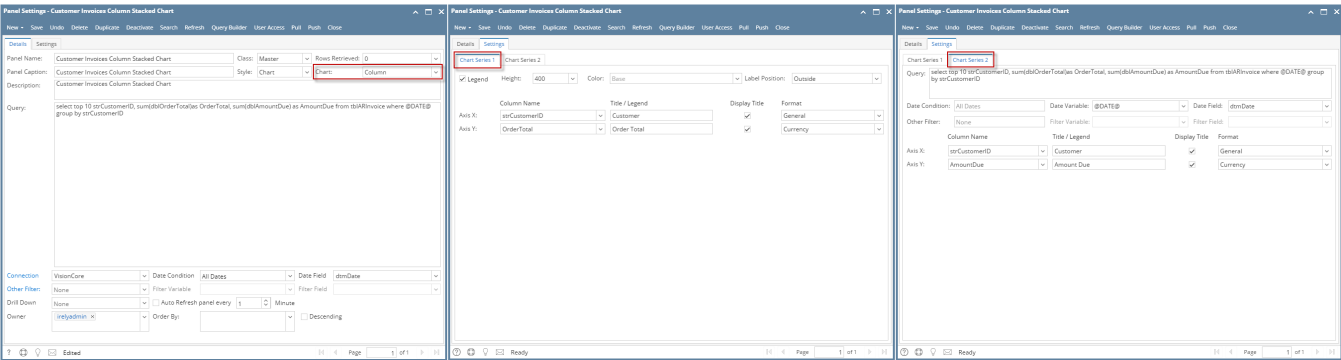


• **Sample Result:**

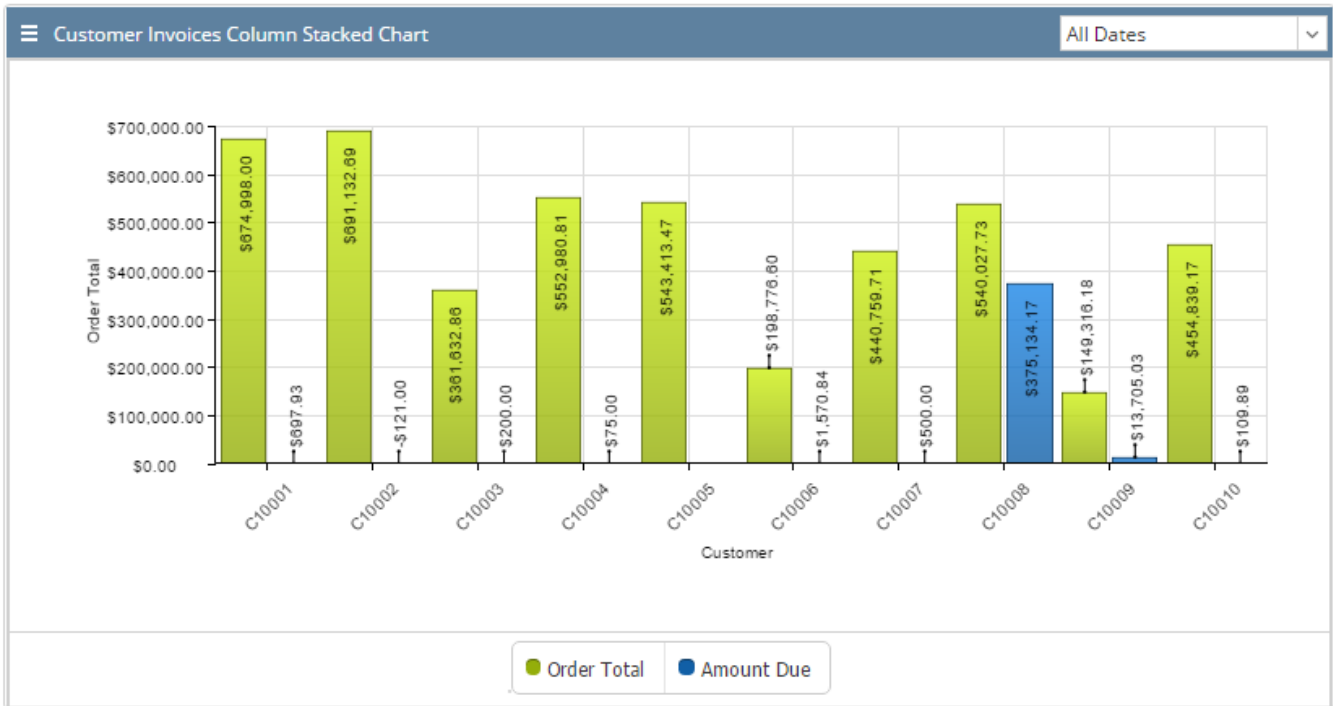


Difference on Bar and Bar Stacked can be traced on chart panel using 2 series. Please see below for an example:

Column Chart 2 Series Setup:



Sample Result:



Column Stacked Chart 2 Series Setup:

Panel Settings - Customer Invoices Column Stacked Chart

Panel Name: Customer Invoices Column Stacked Chart
 Panel Caption: Customer Invoices Column Stacked Chart
 Description: Customer Invoices Column Stacked Chart
 Query: select top 10 by CustomerID, sum(dbOrderTotal) as OrderTotal, sum(dbAmountDue) as AmountDue from dbInvoice where @DATE is group by CustomerID

Connection: VisionCore
 Date Condition: All Dates
 Date Field: dbDate
 Other Filter: None
 Drill Down: None
 Owner: jreyadkin

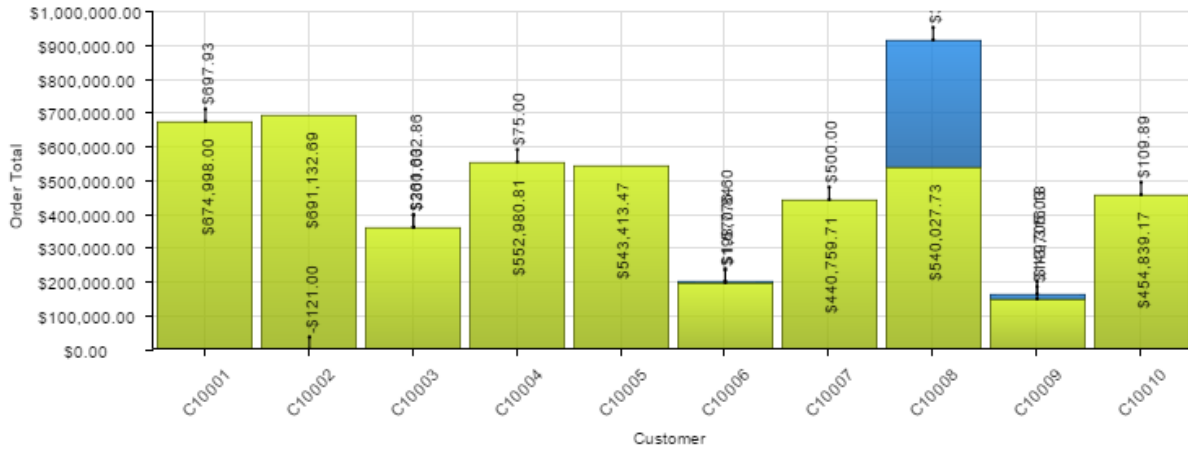
Panel Settings - Customer Invoices Column Stacked Chart

Chart Series 1
 Legend: ☒ Order Total
 Column Name: strCustomerID
 Title / Legend: Customer
 Display Title: ☒
 Format: General
 Axis X: OrderTotal
 Axis Y: Order Total

Panel Settings - Customer Invoices Column Stacked Chart

Chart Series 2
 Legend: ☒ Amount Due
 Column Name: strCustomerID
 Title / Legend: Customer
 Display Title: ☒
 Format: Currency
 Axis X: AmountDue
 Axis Y: Amount Due

Sample Result:



Order Total Amount Due