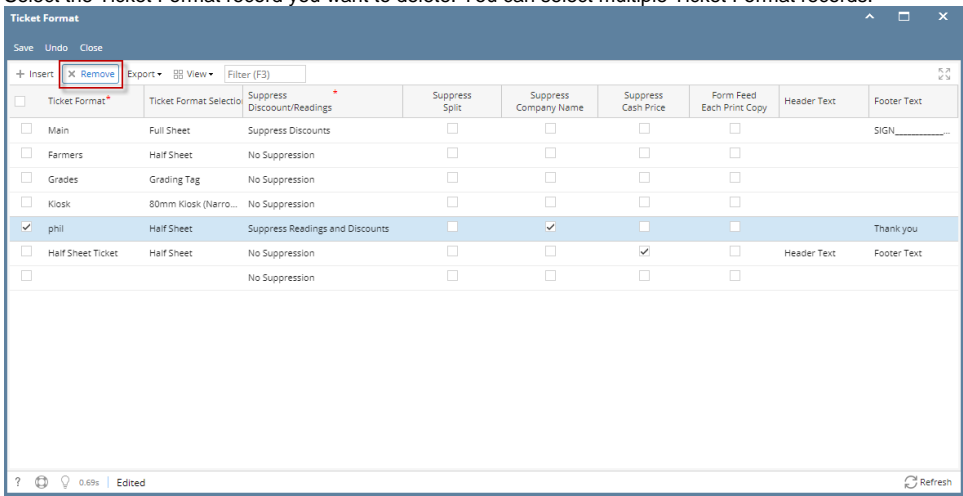


How To Delete Ticket Format

- 1. From the **Ticket Management** menu, click on **Ticket Formats**.
- 2. Select the Ticket Format record you want to delete. You can select multiple Ticket Format records.



- 3. Click on **Remove** grid button.
- 4. A warning message will prompt telling that you are about to delete the selected record. Click **Yes** to continue.



iRely i21

You are about to delete 1 row.
Are you sure you want to continue?

Yes

No

- 5. Click on **Save**.

Ticket Format
Save Undo Close

+ Insert X Remove Export View Filter (F3)

| <input type="checkbox"/> | Ticket Format* | Ticket Format Selection | Suppress Discount/Readings* | Suppress Split | Suppress Company Name | Suppress Cash Price | Form Feed Each Print Copy | Header Text | Footer Text |
|--------------------------|-------------------|-------------------------|-----------------------------|--------------------------|--------------------------|-------------------------------------|---------------------------|-------------|-------------|
| <input type="checkbox"/> | Main | Full Sheet | Suppress Discounts | <input type="checkbox"/> | <input type="checkbox"/> | <input type="checkbox"/> | <input type="checkbox"/> | | SIGN_____ |
| <input type="checkbox"/> | Farmers | Half Sheet | No Suppression | <input type="checkbox"/> | <input type="checkbox"/> | <input type="checkbox"/> | <input type="checkbox"/> | | |
| <input type="checkbox"/> | Grades | Grading Tag | No Suppression | <input type="checkbox"/> | <input type="checkbox"/> | <input type="checkbox"/> | <input type="checkbox"/> | | |
| <input type="checkbox"/> | Kiosk | 80mm Kiosk (Narro... | No Suppression | <input type="checkbox"/> | <input type="checkbox"/> | <input type="checkbox"/> | <input type="checkbox"/> | | |
| <input type="checkbox"/> | Half Sheet Ticket | Half Sheet | No Suppression | <input type="checkbox"/> | <input type="checkbox"/> | <input checked="" type="checkbox"/> | <input type="checkbox"/> | Header Text | Footer Text |
| <input type="checkbox"/> | | | No Suppression | <input type="checkbox"/> | <input type="checkbox"/> | <input type="checkbox"/> | <input type="checkbox"/> | | |

? 0.69s Saved Refresh

6. The selected Ticket Format record will be deleted.

i When record you are trying to delete is being used by another record, this message will be shown.



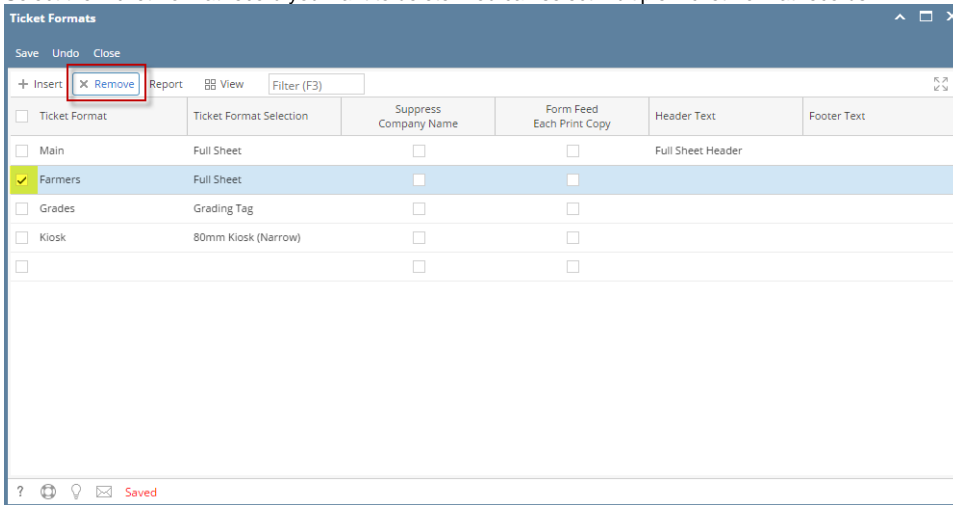
iRely i21

The record you are trying to delete is being used.

OK

1. From the **Ticket Management** menu, click on **Ticket Formats**.

2. Select the Ticket Format record you want to delete. You can select multiple Ticket Format records.



The screenshot shows a window titled "Ticket Formats" with a menu bar (Save, Undo, Close) and a toolbar (+, Insert, Remove, Report, View, Filter (F3)). Below the toolbar is a table with the following columns: Ticket Format, Ticket Format Selection, Suppress Company Name, Form Feed Each Print Copy, Header Text, and Footer Text. The table contains the following rows:

| Ticket Format | Ticket Format Selection | Suppress Company Name | Form Feed Each Print Copy | Header Text | Footer Text |
|---|-------------------------|--------------------------|---------------------------|-------------------|-------------|
| <input type="checkbox"/> Main | Full Sheet | <input type="checkbox"/> | <input type="checkbox"/> | Full Sheet Header | |
| <input checked="" type="checkbox"/> Farmers | Full Sheet | <input type="checkbox"/> | <input type="checkbox"/> | | |
| <input type="checkbox"/> Grades | Grading Tag | <input type="checkbox"/> | <input type="checkbox"/> | | |
| <input type="checkbox"/> Kiosk | 80mm Kiosk (Narrow) | <input type="checkbox"/> | <input type="checkbox"/> | | |
| <input type="checkbox"/> | | <input type="checkbox"/> | <input type="checkbox"/> | | |

3. Click on **Remove** grid button.
4. A warning message will prompt telling that you are about to delete the selected record. Click **Yes** to continue.



iRely i21

You are about to delete 1 row.
Are you sure you want to continue?

Yes

No

5. Click on **Save**.

Ticket Formats

Save Undo Close

+ Insert
✕ Remove
Report
View
Filter (F3)

| <input type="checkbox"/> Ticket Format | Ticket Format Selection | Suppress Company Name | Form Feed Each Print Copy | Header Text | Footer Text |
|--|-------------------------|--------------------------|---------------------------|-------------------|-------------|
| <input type="checkbox"/> Main | Full Sheet | <input type="checkbox"/> | <input type="checkbox"/> | Full Sheet Header | |
| <input type="checkbox"/> Grades | Grading Tag | <input type="checkbox"/> | <input type="checkbox"/> | | |
| <input type="checkbox"/> Kiosk | 80mm Kiosk (Narrow) | <input type="checkbox"/> | <input type="checkbox"/> | | |
| <input type="checkbox"/> | | <input type="checkbox"/> | <input type="checkbox"/> | | |

?

Saved

6. The selected Ticket Format record will be deleted.

 When record you are trying to delete is being used by another record, this message will be shown.



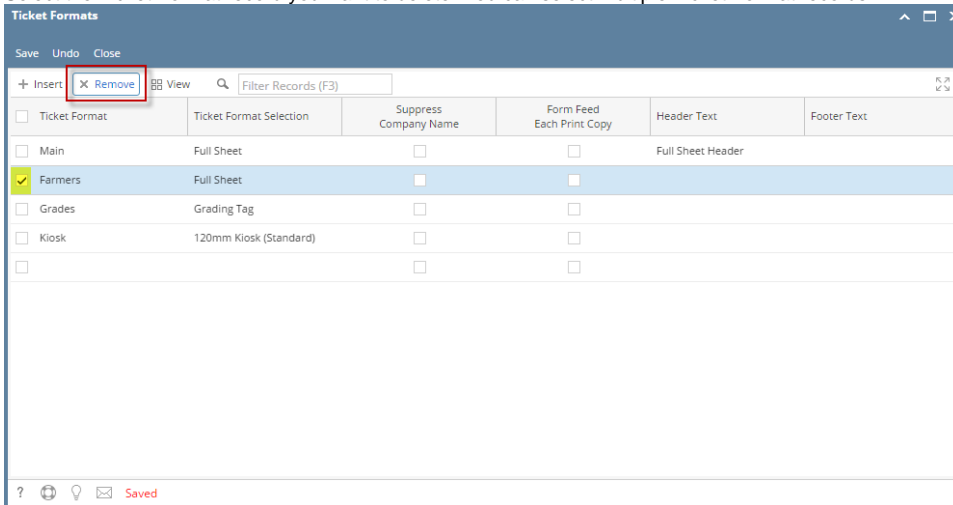
iRely i21

The record you are trying to delete is being used.

OK

1. From the **Ticket Management** menu, click on **Ticket Formats**.

2. Select the Ticket Format record you want to delete. You can select multiple Ticket Format records.



The screenshot shows a window titled "Ticket Formats" with a toolbar at the top containing "Save", "Undo", "Close", "+ Insert", "X Remove", "BB View", and a search bar "Filter Records (F3)". Below the toolbar is a table with the following columns: "Ticket Format", "Ticket Format Selection", "Suppress Company Name", "Form Feed Each Print Copy", "Header Text", and "Footer Text". The table contains five rows: "Main" (Full Sheet), "Farmers" (Full Sheet, selected with a yellow checkmark), "Grades" (Grading Tag), "Kiosk" (120mm Kiosk (Standard)), and an empty row. The "Remove" button in the toolbar is highlighted with a red box.

3. Click on **Remove** grid button.
4. A warning message will prompt telling that you are about to delete the selected record. Click **Yes** to continue.



iRely i21

You are about to delete 1 row.
Are you sure you want to continue?

Yes

No

5. Click on **Save**.

Ticket Formats

Save Undo Close

+ Insert X Remove View


Filter Records (F3)

| <input type="checkbox"/> Ticket Format | Ticket Format Selection | Suppress Company Name | Form Feed Each Print Copy | Header Text | Footer Text |
|--|-------------------------|--------------------------|---------------------------|-------------------|-------------|
| <input type="checkbox"/> Main | Full Sheet | <input type="checkbox"/> | <input type="checkbox"/> | Full Sheet Header | |
| <input type="checkbox"/> Grades | Grading Tag | <input type="checkbox"/> | <input type="checkbox"/> | | |
| <input type="checkbox"/> Kiosk | 120mm Kiosk (Standard) | <input type="checkbox"/> | <input type="checkbox"/> | | |
| <input type="checkbox"/> | | <input type="checkbox"/> | <input type="checkbox"/> | | |

? ? ? ?

Saved

6. The selected Ticket Format record will be deleted.

 When record you are trying to delete is being used by another record, this message will be shown.



iRely i21

The record you are trying to delete is being used.

OK